

FACELIFT

COLLECTION

PRICE LIST • AUGUST 1, 2022

T R I N I T Y

FACELIFT FEATURES

ALL PRODUCTS ARE MODULAR, REPLACEABLE, RECYCLABLE AND RENEWABLE. ALL UPHOLSTERY ATTACHES WITH VELCRO BRAND HOOK AND LOOP FASTENERS. NO TOOLS ARE NEEDED TO RENEW ANY UPHOLSTERY COMPONENTS. SIMPLY PEEL OFF AND REPLACE. SAFE-T-GUARD® ANTIMICROBIAL WOOD FINISH TOP COAT IS STANDARD ON EXPOSED WOOD. ANTIMICROBIAL BARRIER FULLY ENCAPSULATES THE SEAT, BACK AND ARMS. THE HYBRID FRAME IS MADE FROM RECYCLED STEEL, FSC APPROVED HARDWOOD AND PLYWOOD. SELECTED BARIATRIC MODELS ARE RATED 500 TO 1000 POUNDS. ALL MAINTENANCE CAN BE PERFORMED TOTALLY ON-SITE. ALL COMPONENTS CAN BE REPLACED INDEPENDENTLY, INCLUDING:

- UPHOLSTERY COVERS
- SEAT AND BACK CUSHIONS
- SEAT SUSPENSION SYSTEM
- ALL FRAME COMPONENTS

FLAMMABILITY

UNLESS OTHERWISE SPECIFIED, FOAM USED IN ALL TRINITY FURNITURE INCORPORATED SEATING PRODUCTS COMPLIES WITH CALIFORNIA TECHNICAL BULLETIN 117. PLEASE CONTACT CUSTOMER SUPPORT IF COMPLIANCE IS REQUIRED FOR THE OTHER FIRE CODES. INCLUDING:

BOSTON FIRE CODE**CALIFORNIA TECHNICAL BULLETIN 133****NEW YORK PORT AUTHORITY****SPECIFICATIONS**

UPHOLSTERY FRAMES ARE PLYWOOD AND HARDWOOD. STEEL SEAT FRAME. SEAT IS HIGH DENSITY POLYURETHANE OVER RUBBER WOVEN POLYPROPYLENE STRAPS. BACK IS HIGH DENSITY POLYURETHANE OVER SINUOUS WIRE. ANTI-MICROBIAL MOISTURE BARRIER STANDARD. EXPOSED WOOD IS SOLID MAPLE. ALL ITEMS ARE PRODUCED TO PRICE LIST SPECIFICATIONS. WE RESERVE THE RIGHT TO MAKE MODIFICATIONS AND IMPROVEMENTS WITHOUT PRIOR NOTICE. ALL DIMENSIONS SHOWN ARE APPROXIMATE AND MAY VARY DUE TO COVER BEING USED.

FACELIFT WARRANTY

TRINITY WARRANTS ALL FACELIFT PRODUCTS FOR THE LIFE OF THE PRODUCT AGAINST MANUFACTURING AND FACTORY DEFECTS, EXCLUDING COVERING MATERIALS, UNDER NORMAL SINGLE SHIFT SERVICE FOR ORIGINAL PURCHASER. DURING THIS PERIOD TRINITY FURNITURE, AT OUR OPTION, WILL REPLACE, REPAIR OR RETURN THE PURCHASE PRICE OF ANY MERCHANDISE THAT, UPON OUR INSPECTION, IS DEEMED TO BE DEFECTIVE, THIS CONSTITUTES THE SOLE AND EXCLUSIVE REMEDY TO THE CUSTOMER. DAMAGES, RESULTING FROM FREIGHT, CLAIMED OR UNCLAIMED, FROM ACCIDENT, ALTERATION, TAMPERING, MISUSE, NEGLIGENCE OR ABUSE VOIDS THIS WARRANTY. IN THE EVENT ANY PRODUCT HAS TO BE RETURNED TO THE FACTORY FOR VERIFICATION OF A COMPLAINT, IT MUST BE SHIPPED PREPAID AND INCLUDE WRITTEN INFORMATION CONTAINING THE NAME OF THE ORIGINAL PURCHASER, ORIGINAL INVOICE NUMBER, AND A COPY OF THE ORIGINAL PURCHASE ORDER MUST BE PROVIDED. BECAUSE OF NATURAL VARIATIONS ON MATERIALS OVER WHICH TRINITY FURNITURE INC HAS NO CONTROL, THIS WARRANTY DOES NOT EXTEND TO COLOR, GRAIN, OR TEXTURE OF WOOD, OR UPHOLSTERY COVER. THIS WARRANTY IS APPLICABLE ONLY TO THOSE PARTS ACTUALLY MANUFACTURED BY TRINITY FURNITURE. FOR PURCHASED COMPONENT PARTS, WE WILL APPLY EXACTLY THE SAME WARRANTY THIS IS EXTENDED TO US BY OUR SUPPLIER. TRINITY FURNITURE SHALL NOT BE LIABLE FOR CONSEQUENTIAL OR INCIDENTAL DAMAGES ARISING FROM ANY PRODUCT DEFECT.

MADE IN AMERICA

ALL FURNITURE IS PROUDLY MADE IN THE UNITED STATES OF AMERICA.

ENVIRONMENTAL SUSTAINABILITY**ALL TRINITY FURNITURE PRODUCTS HAVE LEVEL 1 CERTIFICATION**

THE BUSINESS INSTITUTIONAL FURNITURE MANUFACTURERS ASSOCIATES (BIFMA) LEVEL STANDARD IS TO PROVIDE MEASURABLE MARKET-BASED DEFINITIONS OF PROGRESSIVELY MORE SUSTAINABLE FURNITURE BY ESTABLISHING PERFORMANCE CRITERIA THAT ADDRESS ENVIRONMENTAL AND SOCIAL ASPECTS THROUGHOUT THE SUPPLY CHAIN.

THIS STANDARD PROVIDES A PATHWAY TOWARDS SUSTAINABILITY BY ESTABLISHING MEASURABLE CRITERIA FOR MULTIPLE LEVELS OF ACHIEVEMENT AND/OR PERFORMANCE. IT ADDRESSES PRODUCT BASED CHARACTERISTICS IN THE GENERAL AREA OF MATERIALS, USE OF ENERGY, HUMAN AND ECOSYSTEM HEALTH, AND SOCIAL RESPONSIBILITY IMPACTS.



Facelift Replay

GUEST / LOUNGE / TANDEM

Effective: August 1, 2022

T R I N I T Y

Date:

Page:

Modification:

Description:




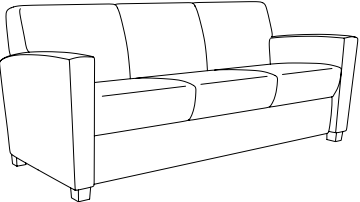
DESCRIPTION:

- Upholstery Frames: Steel, Plywood & Hardwood
- Seat: High Density Polyurethane Foam Over Strap Webbing
- Back: High Density Polyurethane Foam Over Sinuous Wire Springs
- Upholstered Covers: Attached w/ Velcro / Removable For Maintenance
- Antimicrobial Moisture Barrier Fully Encapsulates All Foam Areas
- Double Needle Stitching Standard (Welting Optional - No Charge)
- Exposed Wood Legs: Solid Hardwood / Removable For Maintenance
- Leather Upholstery Not Available
- Lifetime Warranty
- 1501: 500 lbs. Weight Rating / 1501-X, 1502, 1503: 1000 lbs. Weight Rating

OPTIONS:

- RWAC-1 Solid Wood Arm Caps (Set Of 2)\$374
- RPAC-1 Black Polyester Arm Caps (Set Of 2).....\$484
- ASL Aluminum Square Legs (Set Of 4).....\$348
- PM1 Power/Data Module (1-Power / 1-USB 2 Port Simplex Charger)\$836

Feather Down & Polyester Pillows Available (See Page 5)
 Specify Exposed Wood Finish (See Page 6)
 Tablet Arm / Cup Holder Options (See Facelift Replay Options Pages)

LOUNGE		ITEM #:	SPECIFICATIONS GRADES LIST PRICES:													
	LOUNGE CHAIR / FULLY UPHOLSTERED		Overall: 31.25" w 31" d 34.5" h Seat: 21" w 20" d 18" h				Arm: 25.5" h Weight: 80 lbs.				COM: 5.25 yds. COL: n/a					
			COM	COL	1	2	3	4	5	6	7	8	9	10	L1	L2
	1501		1469	N/A	1663	1801	1938	2076	2213	2351	2488	2626	2763	2901	N/A	N/A
		Tight Seat & Back / Removable Upholstery														
	1501-R	247	N/A	508	646	783	921	1058	1196	1333	1471	1608	1745	N/A	N/A	
		Replacement Upholstery Covers														
	BARIATRIC LOUNGE CHAIR / FULLY UPHOLSTERED		Overall: 39.25" w 31" d 34.5" h Seat: 29" w 20" d 18" h				Arm: 25.5" h Weight: 95 lbs.				COM: 5.75 yds. COL: n/a					
			COM	COL	1	2	3	4	5	6	7	8	9	10	L1	L2
	1501-X		1818	N/A	2021	2172	2323	2474	2626	2777	2928	3079	3230	3382	N/A	N/A
		Tight Seat & Back / Removable Upholstery / 1000 lb. Weight Capacity														
	1501-XR	253	N/A	541	693	844	995	1146	1297	1449	1600	1751	1902	N/A	N/A	
		Replacement Upholstery Covers														
	TWO PLACE SOFA / FULLY UPHOLSTERED		Overall: 56.75" w 31" d 34.5" h Seat: 46.5" w 20" d 18" h				Arm: 25.5" h Weight: 137 lbs.				COM: 7.25 yds. COL: n/a					
			COM	COL	1	2	3	4	5	6	7	8	9	10	L1	L2
	1502		2361	N/A	2617	2809	3002	3194	3387	3579	3772	3964	4156	4349	N/A	N/A
		Tight Seat & Back / Removable Upholstery														
	1502-R	362	N/A	727	919	1112	1304	1497	1689	1881	2074	2266	2459	N/A	N/A	
		Replacement Upholstery Covers														
	THREE PLACE SOFA / FULLY UPHOLSTERED		Overall: 80.25" w 31" d 34.5" h Seat: 70" w 20" d 18" h				Arm: 25.5" h Weight: 185 lbs.				COM: 9.25 yds. COL: n/a					
			COM	COL	1	2	3	4	5	6	7	8	9	10	L1	L2
	1503		3160	N/A	3483	3730	3978	4225	4472	4720	4967	5215	5462	5709	N/A	N/A
		Tight Seat & Back / Removable Upholstery														
	1503-R	456	N/A	926	1173	1420	1668	1915	2163	2410	2657	2905	3152	N/A	N/A	
		Replacement Upholstery Covers														



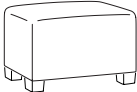
DESCRIPTION:

- Upholstery Frames: Steel, Plywood & Hardwood
- Seat: High Density Polyurethane Foam Over Strap Webbing
- Back: High Density Polyurethane Foam Over Sinuous Wire Springs
- Upholstered Covers: Attached w/ Velcro / Removable For Maintenance
- Antimicrobial Moisture Barrier Fully Encapsulates All Foam Areas
- Double Needle Stitching Standard (Welting Optional - No Charge)
- Exposed Wood Legs: Solid Hardwood / Removable For Maintenance
- Leather Upholstery Not Available
- Lifetime Warranty
- 1515, 1516: 500 lbs. Weight Rating / 1515-X: 1000 lbs. Weight Rating

OPTIONS:

- RWAC-1 Solid Wood Arm Caps (Set Of 2)\$374
- RPAC-1 Black Polyester Arm Caps (Set Of 2).....\$484
- ASL Aluminum Square Legs (Set Of 4).....\$348
- PM1 Power/Data Module (1-Power / 1-USB 2 Port Simplex Charger)\$836

Feather Down & Polyester Pillows Available (See Page 5)
 Specify Exposed Wood Finish (See Page 6)
 Tablet Arm / Cup Holder Options (See Facelift Replay Options Pages)

LOUNGE		ITEM #:	SPECIFICATIONS GRADES LIST PRICES:													
	HIGH BACK LOUNGE CHAIR / FULLY UPHOLSTERED		Overall: 31.25"w 31"d 44"h			Arm: 25.5"h			COM: 5.75 yds.							
			Seat: 21"w 20"d 18"h			Weight: 85 lbs.			COL: n/a							
			COM	COL	1	2	3	4	5	6	7	8	9	10	L1	L2
	1515		1573	N/A	1790	1941	2092	2243	2395	2546	2697	2848	2999	3150	N/A	N/A
		<i>Tight Seat & Back / Removable Upholstery</i>														
	1515-R	262	N/A	550	701	853	1004	1155	1306	1457	1608	1760	1911	N/A	N/A	
		<i>Replacement Upholstery Covers</i>														
	HIGH BACK BARIATRIC LOUNGE CHAIR / FULLY UPHOLSTERED		Overall: 39.25"w 31"d 44"h			Arm: 25.5"h			COM: 6 yds.							
			Seat: 29"w 20"d 18"h			Weight: 100 lbs.			COL: n/a							
			COM	COL	1	2	3	4	5	6	7	8	9	10	L1	L2
	1515-X		1945	N/A	2142	2293	2444	2595	2746	2898	3049	3200	3351	3502	N/A	N/A
		<i>Tight Seat & Back / Removable Upholstery / 500 lb. Weight Capacity</i>														
	1515-XR	268	N/A	556	707	858	1009	1160	1312	1463	1614	1765	1916	N/A	N/A	
		<i>Replacement Upholstery Covers</i>														
	OTTOMAN		Overall: 22"w 18"d 15"h			Arm: n/a			COM: 2 yds.							
			Seat: 15"h			Weight: 18 lbs.			COL: n/a							
			COM	COL	1	2	3	4	5	6	7	8	9	10	L1	L2
	1516		505	N/A	573	622	670	718	766	814	862	910	958	1006	N/A	N/A
		<i>Tight Seat & Back / Removable Upholstery</i>														
	1516-R	105	N/A	196	244	292	340	388	436	484	532	581	629	N/A	N/A	
		<i>Replacement Upholstery Covers</i>														





DESCRIPTION:

- Exposed Wood Frames: Solid Maple (Steambent Wallsaver Back Legs)
- Glued, Screwed, & Doweled Construction
- Mortise & Tenon Construction (Stacking Chairs)
- Seat: High Density Polyurethane Foam Over Sheet Webbing
- Back: High Density Polyurethane Foam Over Plywood
- Upholstered Covers: Attached w/ Velcro / Removable For Maintenance (Except 1520/1521)
- Antimicrobial Moisture Barrier Fully Encapsulates All Foam Areas (Except 1520/1521)
- Adjustable Height Leveling Glides Standard
- Lifetime Warranty
- 1520-1524-C: 350 lbs. Weight Rating

OPTIONS:

- RPAC-2 Black Polyester Arm Caps (Set Of 2).....\$172
- ST-1 Wooden Horizontal Stretchers (Guest Chairs Only).....\$97
- BR-1 Wooden Horizontal Book Rack (Guest Chairs Only).....\$167
- MGP Metal Ganging Plates (Side Chairs)\$36 Per Seat
- Stapled On Covers n/c

Specify Exposed Wood Finish (See Page 6)

GUEST	ITEM #:	SPECIFICATIONS GRADES LIST PRICES:													
		Overall: 22"w 24"d 33"h				Arm: 25"h				COM: 1.75 yds. (1520) / 1.5 yds. (1521)					
		Seat: 19.5"w 17.5"d 18.5"h				Weight: 28 lbs.				COL: n/a					
		COM	COL	1	2	3	4	5	6	7	8	9	10	L1	L2
	1520	1000	N/A	1028	1069	1111	1152	1193	1234	1276	1317	1358	1399	N/A	N/A
		<i>Wallsaver / Fully Upholstered Outside Back / Plain Seat</i>													
	1521	1027	N/A	1040	1074	1108	1143	1177	1211	1246	1280	1315	1349	N/A	N/A
		<i>Wallsaver / Exposed Wood Outside Back / Plain Seat</i>													
Removable Covers / Antimicrobial Moisture Barrier Not Available On 1520/1521															
		Overall: 22"w 24"d 33"h				Arm: 25"h				COM: 2 yds. (1522) / 1.5 yds. (1523)					
		Seat: 19.5"w 19"d 18.5"h				Weight: 28 lbs.				COL: n/a					
		COM	COL	1	2	3	4	5	6	7	8	9	10	L1	L2
	1522	965	N/A	1009	1057	1105	1153	1201	1249	1298	1346	1394	1442	N/A	N/A
		<i>Wallsaver / Upholstered Outside Back / Plain Seat / Removable Upholstery</i>													
	1522-R	79	N/A	157	198	239	280	322	363	404	445	487	528	N/A	N/A
		<i>Replacement Upholstery Covers</i>													
	1523	981	N/A	996	1031	1065	1099	1134	1168	1202	1237	1271	1305	N/A	N/A
		<i>Wallsaver / Exposed Wood Outside Back / Plain Seat / Removable Upholstery</i>													
	1523-R	75	N/A	140	174	209	243	278	312	346	381	415	449	N/A	N/A
		<i>Replacement Upholstery Covers</i>													
		Overall: 20"w 24"d 33"h				Arm: n/a				COM: 2 yds. (1524) / 1.5 yds. (1525)					
		Seat: 20"w 19"d 18.5"h				Weight: 25 lbs.				COL: n/a					
		COM	COL	1	2	3	4	5	6	7	8	9	10	L1	L2
	1524	901	N/A	948	997	1045	1093	1141	1189	1237	1285	1333	1381	N/A	N/A
		<i>Wallsaver / Upholstered Outside Back / Plain Seat / Removable Upholstery</i>													
	1524-R	79	N/A	157	198	239	280	322	363	404	445	487	528	N/A	N/A
		<i>Replacement Upholstery Covers</i>													
	1525	911	N/A	930	965	999	1033	1068	1102	1136	1171	1205	1239	N/A	N/A
		<i>Wallsaver / Exposed Wood Outside Back / Plain Seat / Removable Upholstery</i>													
	1525-R	75	N/A	140	174	209	243	278	312	346	381	415	449	N/A	N/A
		<i>Replacement Upholstery Covers</i>													
		Overall: 20"w 24"d 39"h				Arm: n/a				COM: 2 yds.					
		Seat: 20"w 19"d 24"h				Weight: 28 lbs.				COL: n/a					
		COM	COL	1	2	3	4	5	6	7	8	9	10	L1	L2
	1524-C	930	N/A	976	1024	1072	1120	1168	1216	1265	1313	1361	1409	N/A	N/A
		<i>Wallsaver / Upholstered Outside Back / Plain Seat / Removable Upholstery</i>													
	1524-R	79	N/A	157	198	239	280	322	363	404	445	487	528	N/A	N/A
		<i>Replacement Upholstery Covers</i>													



DESCRIPTION:

- Exposed Wood Frames: Solid Maple (Steambent Wallsaver Back Legs)
- Glued, Screwed, & Doweled Construction
- Mortise & Tenon Construction (Stacking Chairs)
- Seat: High Density Polyurethane Foam Over Sheet Webbing
- Back: High Density Polyurethane Foam Over Plywood
- Upholstered Covers: Attached w/ Velcro / Removable For Maintenance
- Antimicrobial Moisture Barrier Fully Encapsulates All Foam Areas
- Adjustable Height Leveling Glides Standard
- Lifetime Warranty
- 1528-1529: 500 lbs. Weight Rating / 1532-1533: 350 lbs. Weight Rating

OPTIONS:





- RPAC-2 Black Polyester Arm Caps (Set Of 2).....\$172
- ST-1 Wooden Horizontal Stretchers (Guest Chairs Only).....\$97
- BR-1 Wooden Horizontal Book Rack (Guest Chairs Only).....\$167
- MGP Metal Ganging Plates (Side Chairs)\$36 Per Seat
- SGS Soft Ganging Straps (Stacking Chairs).....\$24 Per Seat
- D800-6 Single Stacking Cart (Stacks 6 Chairs).....\$855 Each
- D800-12 Double Stacking Cart (Stacks 12 Chairs).....\$1248 Each
- Stapled On Covers n/c

Specify Exposed Wood Finish (See Page 6)

GUEST / STACKING		ITEM #:	SPECIFICATIONS GRADES LIST PRICES:													
	OPEN ARM BARIATRIC SIDE CHAIR / OPEN BACK		Overall: 28"w 24"d 33"h Seat: 25.5"w 19"d 18.5"h			Arm: 25"h Weight: 28 lbs.			COM: 2.25 yds. (1528) / 1.75 yds. (1529) COL: n/a							
			COM	COL	1	2	3	4	5	6	7	8	9	10	L1	L2
	1528	1109	N/A	1159	1214	1269	1324	1379	1434	1489	1544	1599	1654	N/A	N/A	
		<i>Wallsaver / Upholstered Outside Back / Plain Seat / Removable Upholstery</i>														
	1528-R	87	N/A	165	206	247	288	330	371	412	453	495	536	N/A	N/A	
	<i>Replacement Upholstery Covers</i>															
1529	1151	N/A	1171	1212	1253	1295	1336	1377	1418	1459	1501	1542	N/A	N/A		
	<i>Wallsaver / Exposed Wood Outside Back / Plain Seat / Removable Upholstery</i>															
1529-R	84	N/A	148	182	217	251	285	320	354	389	423	457	N/A	N/A		
	<i>Replacement Upholstery Covers</i>															
	OPEN ARM STACKING SIDE CHAIR / OPEN BACK		Overall: 22"w 24"d 33"h Seat: 19.5"w 19"d 18.5"h			Arm: 25"h Weight: 28 lbs.			COM: 2 yds. (1532) / 1.5 yds. (1533) COL: n/a							
			COM	COL	1	2	3	4	5	6	7	8	9	10	L1	L2
	1532	983	N/A	1025	1074	1122	1170	1218	1266	1314	1362	1410	1458	N/A	N/A	
		<i>Wallsaver / Upholstered Outside Back / Plain Seat / Removable Upholstery</i>														
	1532-R	79	N/A	157	198	239	280	322	363	404	445	487	528	N/A	N/A	
	<i>Replacement Upholstery Covers</i>															
1533	1027	N/A	1040	1075	1109	1143	1178	1212	1246	1281	1315	1349	N/A	N/A		
	<i>Wallsaver / Exposed Wood Outside Back / Plain Seat / Removable Upholstery</i>															
1533-R	75	N/A	140	174	209	243	278	312	346	381	415	449	N/A	N/A		
	<i>Replacement Upholstery Covers</i>															

ARM CAPS / TABLETS	OPTION #: SPECIFICATIONS LIST PRICES AVAILABILITY:
<p>WOOD / POLYESTER ARM CAPS</p>  <p>RWAC-1 Solid Wood Arm Cap</p>  <p>RPAC-1 Polyester Arm Cap</p>	<p>Overall: 3.625"w 30.25"d .5"h</p> <hr/> <p>RWAC-1 \$374 (Set Of 2) <i>Solid Wood Arm Cap (Specify Finish)</i></p> <p>RPAC-1 \$484 (Set Of 2) <i>Black Polyester Arm Cap (Additional Colors Available)</i></p> <p>RPAC-2 \$172 (Set Of 2) <i>Black Polyester Arm Cap (Additional Colors Available)</i></p> <p>Available: Facelift Replay Lounge (1501 / 1515) Facelift Replay Guest</p>  <p>RPAC-2 Polyester Arm Cap</p>
<p>TABLET ARMS / CUP HOLDER</p>  <p>Laminate Tablet Arm Shown w/ Cup Holder</p>  <p>Veneer Tablet Arm Shown w/ Cup Holder</p>  <p>Solid Surface Tablet Arm Shown w/ Cup Holder</p>	<p>Overall: 14" Diameter .75"h</p> <hr/> <p>TA-L \$440 <i>Tablet Arm With 360° Rotation - High Pressure Laminate. (Specify Laminate / Specify Left Or Right Facing Arm Location)</i></p> <p>TA-V \$503 <i>Tablet Arm With 360° Rotation - Sunburst Cherry Veneer. (Specify Finish / Specify Left Or Right Facing Arm Location)</i></p> <p>TA-C \$654 <i>Tablet Arm With 360° Rotation - White Solid Surface. (Available In White Only / Specify Left Or Right Facing Arm Location)</i></p> <p>CH-1 \$105 <i>Black Plastic Cup Holder (Only Available If Used With Tablet Arm)</i></p> <p>CH-2 \$157 <i>Spun Aluminum Cup Holder (Only Available If Used With Tablet Arm)</i></p> <p>Available: Facelift Replay Lounge</p>
<p>FOLD DOWN TABLET ARM</p>  	<p>Overall: 14" Diameter .75"h</p> <hr/> <p>FDTA-L \$1056 <i>Tablet Arm With 360° Rotation - High Pressure Laminate. (Specify Laminate / Specify Left Or Right Facing Arm Location)</i></p> <p>FDTA-V \$1108 <i>Tablet Arm With 360° Rotation - Sunburst Cherry Veneer. (Specify Finish / Specify Left Or Right Facing Arm Location)</i></p> <p>FDTA-C \$1259 <i>Tablet Arm With 360° Rotation - White Solid Surface. (Available In White Only / Specify Left Or Right Facing Arm Location)</i></p> <p>Available: Facelift Replay Lounge</p>
<p>DOUBLE ARTICULATING / SWIVEL TABLET ARM</p>  <p>ATA-L Double Articulating / Swivel Tablet Arm</p>  <p>ATA-L w/ CH-1 Black Plastic Cup Holder</p>	<p>Overall: 14" Diameter .75"h</p> <hr/> <p>ATA-L \$865 <i>Tablet Arm With 360° Rotation - High Pressure Laminate. (Specify Laminate / Specify Left Or Right Facing Arm Location)</i></p> <p>ATA-V \$904 <i>Tablet Arm With 360° Rotation - Sunburst Cherry Veneer. (Specify Finish / Specify Left Or Right Facing Arm Location)</i></p> <p>ATA-C \$1089 <i>Tablet Arm With 360° Rotation - White Solid Surface. (Available In White Only / Specify Left Or Right Facing Arm Location)</i></p> <p>CH-1 \$105 <i>Black Plastic Cup Holder (Only Available If Used With Tablet Arm)</i></p> <p>CH-2 \$157 <i>Spun Aluminum Cup Holder (Only Available If Used With Tablet Arm)</i></p> <p>Available: Facelift Replay Lounge</p>

LEGS / POWER / GANGING	OPTION #:	SPECIFICATIONS LIST PRICES AVAILABILITY:
<p>ALUMINUM LEGS</p> 	<p>ASL</p> <p>\$348 (Set Of 4) <i>(Brushed Finish)</i></p> <p>Available: Facelift Replay Lounge</p>	<p>Overall: 2.25"w 2.25"d 2.25"h</p>
<p>POWER / DATA MODULE</p> 	<p>PM1</p> <p>\$836 (1-Power / 1-USB 2 Port Simplex Charger Standard) <i>Vertical / Horizontal Mount Power Module. Price Varies By Socket. Contact Customer Service For Quote. (Additional Colors Available)</i></p> <p>Available: Facelift Replay Lounge</p>	<p>Overall: 5.25"w 1.25"d 4.25"h</p>
<p>METAL GANGING PLATES</p>  <p>Replay Side Chairs Ganged With Metal Ganging Plates</p>   <p>Female & Male Ganging Connectors</p>	<p>MGP</p> <p>\$36 Per Seat <i>(Black Finish)</i></p> <p>Available: Facelift Replay Side Chairs</p>	<p>Overall: 1.5"w .5"d</p>
<p>SOFT GANGING STRAPS</p>  <p>Replay Stacking Chairs Soft Ganged</p>	<p>SGS</p> <p>\$24 Per Seat <i>Black Velcro Soft Ganging Straps</i></p> <p>Available: Facelift Replay Stacking Chairs</p>	<p>Overall: 4"w 2"d</p>

STRETCHERS / BOOK RACK / STACKING / COVERS	OPTION #:	SPECIFICATIONS LIST PRICES AVAILABILITY:
<p>STRETCHERS</p> 	<p>ST-1</p>	<p>Overall: 23"w 25"d 1"h</p> <hr/> <p>\$97 Wooden Horizontal Stretchers</p> <p>Available: Facelift Replay Guest Chairs</p>
<p>BOOK RACK</p> 	<p>BR-1</p>	<p>Overall: 23"w 25"d 1"h</p> <hr/> <p>\$167 Wooden Horizontal Book Rack</p> <p>Available: Facelift Replay Guest Chairs</p>
<p>STACKING CARTS</p>  <p>Single Stacking</p> <p>Double Stacking</p>	<p>D800-6</p> <p>D800-12</p>	<p>Overall: 26"w 37"d 12"h (Single Stacking Cart) / 37"w 50"d 12"h (Double Stacking Cart)</p> <hr/> <p>\$855 Single Stacking Cart (Stacks 6 Chairs)</p> <p>\$1248 Double Stacking Cart (Stacks 12 Chairs)</p> <p>Available: Replay Stacking Chairs</p>
<p>CONTRASTING COVERS</p> 	<p>CC</p>	<p>Overall: N/A</p> <hr/> <p>\$129</p> <p><i>NOTE: If Two Or More Upholsteries Or Leathers Are Used On Any Piece Of Furniture, Then A Contrast Charge Will Apply Per Order. When Using Trinity Upholstery, The Higher Priced Upholstery Grade Will Be Used In Pricing, Unless It's Trinity Leather With Fabric Contrast Welt, Or COM With Trinity Contrast Welt, Then Contact Customer Service For Pricing.</i></p> <p>Available: Facelift Replay Collection</p>

Facelift Replay

HEALTHCARE MOTION

Effective: August 1, 2022

T R I N I T Y

Date:

Page:

Modification:

Description:





DESCRIPTION:

- Upholstery Frames: Steel, Plywood & Hardwood
- Seat: High Density Polyurethane Foam Over Sheet Webbing
- Back: High Density Polyurethane Foam Over Polypropylene Webbing
- Upholstered Covers: Attached w/ Velcro / Removable For Maintenance
- Removable Bolster Pillow For 1504 / 1505 (5" Diameter)
- Antimicrobial Moisture Barrier Fully Encapsulates All Foam Areas
- Double Needle Stitching Standard (Welting Optional - No Charge)
- Metal To Metal Connections For All Hardware Assembly
- Leather Upholstery Not Available
- Lifetime Warranty


OPTIONS:

- RWAC-1 Solid Wood Arm Caps (Set Of 2)\$374
- ILC In-Line Casters (Set Of 2).....\$57
- LC Locking Casters (Set Of 2)\$31
- NLC Non-Locking Casters (Set Of 2).....\$26
- 3LC 3" Locking Casters - #1506 Model Only (Set Of 2).....\$208
- PM1 Power/Data Module (1-Power / 1-USB 2 Port Simplex Charger)\$836
- Tablet Arm / Cup Holder Options (See Facelift Replay Healthcare Options Pages)
- Feather Down & Polyester Pillows Available (See Page 5)
- Specify Exposed Wood Finish (See Page 6)

SLEEPOVER UNITS

SLEEPOVER UNITS		ITEM #:	SPECIFICATIONS GRADES LIST PRICES:													
LOUNGE CHAIR / FULLY UPHOLSTERED 			Overall: 37.5"w 34.5"d 33"h					Overall Length: 84"d			Arm: 24"h		COM: 6.5 yds.			
			Sleep Area: 28"w 80"d					Seat: 28"w 23"d 17.5"h			Weight: 175 lbs.		COL: n/a			
			COM	COL	1	2	3	4	5	6	7	8	9	10	L1	L2
	1504	3997	N/A	4629	4800	4972	5144	5316	5488	5659	5831	6003	6175	N/A	N/A	
		<i>Tight Seat & Back / Removable Upholstery / 500 lb. Weight Capacity</i>														
	1504-R	297	N/A	625	797	968	1140	1312	1484	1656	1828	1999	2171	N/A	N/A	
		<i>Replacement Upholstery Covers</i>														
																
TWO PLACE SOFA / FULLY UPHOLSTERED 			Overall: 57.5"w 34.5"d 33"h					Overall Length: 84"d			Arm: 24"h		COM: 9 yds.			
			Sleep Area: 48"w 80"d					Seat: 48"w 23"d 17.5"h			Weight: 225 lbs.		COL: n/a			
			COM	COL	1	2	3	4	5	6	7	8	9	10	L1	L2
	1505	4941	N/A	5778	6019	6259	6500	6740	6981	7222	7462	7703	7943	N/A	N/A	
		<i>Tight Seat & Back / Removable Upholstery / 500 lb. Weight Capacity</i>														
	1505-R	364	N/A	825	1066	1306	1547	1787	2028	1443	1581	1718	1856	N/A	N/A	
		<i>Replacement Upholstery Covers</i>														
																

FOUR POSITION ADJUSTMENT FOR 1504 / 1505

 See Revival Healthcare Motion And Evolve Healthcare Motion For Additional Sleeper Units.



1) Closed Position



2) Ottoman Position




3) Chaise Position



4) Full-Recline Position
Overall Length - 84"d

BACK-FLIP SLEEPER SOFA



			Overall: 79"w 36"d 36"h					Arm: 24.5"h			COM: 13 yds.					
			Sleep Area: 70"w 31"d 20"h					Weight: 235 lbs.			COL: n/a					
		COM	COL	1	2	3	4	5	6	7	8	9	10	L1	L2	
	1506	4017	N/A	4499	4849	5199	5550	5900	6251	6601	6952	7302	7653	N/A	N/A	
		<i>Tight Seat & Back / Removable Upholstery / 1000 lbs. Weight Capacity</i>														
	1506-R	1033	N/A	1664	2008	2351	2695	3038	3382	3726	4069	4413	4757	N/A	N/A	
		<i>Replacement Upholstery Covers</i>														

DESCRIPTION:

- Upholstery Frames: Steel, Plywood & Hardwood
- Seat: High Density Polyurethane Foam Over Sheet Webbing
- Back: High Density Polyurethane Foam Over Polypropylene Webbing
- Upholstered Covers: Attached w/ Velcro / Removable For Maintenance
- Antimicrobial Moisture Barrier Fully Encapsulates All Foam Areas
- Double Needle Stitching Standard (Wetling Optional - No Charge)
- Exposed Wood Legs: Solid Hardwood / Removable For Maintenance
- Leather Upholstery Not Available
- Lifetime Warranty

OPTIONS:

- RWAC-1 Solid Wood Arm Caps (Set Of 2)\$374
- RPAC-1 Polyester Arm Caps (Set Of 2)\$484
- ASL Aluminum Square Legs (Set Of 4).....\$338
- LC Locking Casters For 1809 Ottoman (Set Of 2)\$31
- WR Wood Ring Base - Replaces Metal Base On 1510-G/1510-SG\$224
- PM1 Power/Data Module (1-Power / 1-USB 2 Port Simplex Charger)\$836

Feather Down & Polyester Pillows Available (See Page 5)

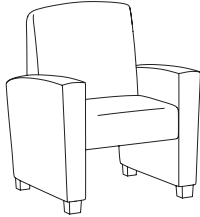
Specify Exposed Wood Finish (See Page 6)

Tablet Arm / Cup Holder Options (See Facelift Replay Healthcare Options Pages)

PATIENT CHAIR / GLIDER

ITEM #: SPECIFICATIONS | GRADES | LIST PRICES:

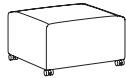
ASYNCHRONOUS PATIENT CHAIR / FULLY UPHOLSTERED



Healthcare Motion

		<i>Overall: 32.5"w 35.5"d 38"h</i>			<i>Arm: 24"h</i>			<i>COM: 4.5 yds.</i>					
		<i>Seat: 21"w 20"d 18"h</i>			<i>Weight: 70 lbs.</i>			<i>COL: n/a</i>					
COM	COL	1	2	3	4	5	6	7	8	9	10	L1	L2
1508	N/A	1760	1896	2031	2166	2301	2437	2572	2707	2842	2977	N/A	N/A
<i>Tight Seat & Back / Removable Upholstery</i>													
1508-R	N/A	443	559	676	793	910	1027	1144	1260	1377	1494	N/A	N/A
<i>Replacement Upholstery Covers</i>													
1508-X	N/A	1824	1959	2095	2230	2365	2500	2635	2771	2906	3041	N/A	N/A
<i>Tight Seat & Back / Removable Upholstery / 500 lbs. Weight Capacity</i>													
1508-XR	N/A	443	559	676	793	910	1027	1144	1260	1377	1494	N/A	N/A
<i>Replacement Upholstery Covers</i>													


OTTOMAN ON CASTERS / STOWS UNDER ALL PATIENT CHAIRS



Healthcare Motion

		<i>Overall: 18"w 18"d 11"h</i>			<i>Arm: n/a</i>			<i>COM: 1 yd.</i>					
		<i>Seat: n/a</i>			<i>Weight: 25 lbs.</i>			<i>COL: n/a</i>					
COM	COL	1	2	3	4	5	6	7	8	9	10	L1	L2
1809	N/A	389	410	430	451	472	492	513	534	554	575	N/A	N/A
<i>Removable Upholstery</i>													
1809-R	N/A	118	139	159	180	201	221	242	262	283	304	N/A	N/A
<i>Replacement Upholstery Covers</i>													

LOUNGE GLIDER / FULLY UPHOLSTERED



Healthcare Motion

		<i>Overall: 32"w 32"d 35"h</i>			<i>Arm: 24"h</i>			<i>COM: 5.25 yds.</i>					
		<i>Seat: 21"w 20"d 18"h</i>			<i>Weight: 115 lbs.</i>			<i>COL: n/a</i>					
COM	COL	1	2	3	4	5	6	7	8	9	10	L1	L2
1510-G	N/A	1917	2054	2192	2329	2467	2604	2741	2879	3016	3154	N/A	N/A
<i>Circular Metal Base / Tight Seat & Back / Removable Upholstery</i>													
1510-SG	N/A	2049	2186	2324	2461	2598	2736	2873	3011	3148	3286	N/A	N/A
<i>Swivel Glider w/ Circular Metal Base / Tight Seat & Back / Removable Upholstery</i>													
1510-R	N/A	505	643	780	918	1055	1192	1330	1467	1605	1742	N/A	N/A
<i>Replacement Upholstery Covers</i>													

See Revival Healthcare Motion And Evolve Healthcare Motion For Additional Patient Chairs & Gliders.








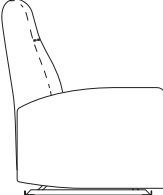
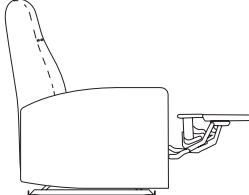

DESCRIPTION:

- Upholstery Frames: Steel, Plywood & Hardwood
- Seat: High Density Polyurethane Foam Over Sheet Webbing
- Back: High Density Polyurethane Foam Over Sinuous Wire Springs
- Upholstered Covers: Attached w/ Velcro / Removable For Maintenance
- Antimicrobial Moisture Barrier Fully Encapsulates All Foam Areas
- Double Needle Stitching Standard (Welting Optional - No Charge)
- Leather Upholstery Not Available
- Lifetime Warranty

OPTIONS:

- RWAC-1 Solid Wood Arm Caps (Set Of 2)\$374
- RPAC-1 Polyester Arm Caps (Set Of 2)\$484
- ER-1 Electric Recline\$1048
- BB Battery Backup\$529
- HM Heat & Massage\$1500
- H Heat Only\$1339

Feather Down & Polyester Pillows Available (See Page 5)
Specify Exposed Wood Finish (See Page 6)

WALLSAVER		ITEM #:	SPECIFICATIONS GRADES LIST PRICES:													
	WALLSAVER RECLINER / FULLY UPHOLSTERED		Overall: 30.5"w 32"d 43"h Seat: 21"w 20.5"d 18"h			Arm: 23"h Weight: 110 lbs.			COM: 5 yds. COL: n/a							
			COM	COL	1	2	3	4	5	6	7	8	9	10	L1	L2
	1511		1990	N/A	2183	2334	2485	2637	2788	2939	3090	3241	3392	3543	N/A	N/A
		<i>Tight Seat & Back / Removable Upholstery / 6" Wall Proximity / 350 lb. Weight Capacity</i>														
	1511-R	257	N/A	504	635	765	896	1027	1157	1288	1418	1549	1679	N/A	N/A	
		<i>Replacement Upholstery Covers</i>														
		 Healthcare Motion														
	BARIATRIC WALLSAVER RECLINER / FULLY UPHOLSTERED		Overall: 35.5"w 32"d 43"h Seat: 26"w 20.5"d 18"h			Arm: 23"h Weight: 125 lbs.			COM: 5.5 yds. COL: n/a							
			COM	COL	1	2	3	4	5	6	7	8	9	10	L1	L2
	1511-X		2124	N/A	2311	2462	2613	2764	2915	3066	3217	3368	3520	3671	N/A	N/A
		<i>Tight Seat & Back / Removable Upholstery / 6" Wall Proximity / 500 lb. Weight Capacity</i>														
	1511-XR	263	N/A	537	682	826	970	1115	1259	1403	1548	1692	1836	N/A	N/A	
		<i>Replacement Upholstery Covers</i>														
		 Healthcare Motion														
	ELECTRIC WALLSAVER RECLINER / FULLY UPHOLSTERED		Overall: 30.5"w 32"d 43"h Seat: 21"w 20.5"d 18"h			Arm: 23"h Weight: 110 lbs.			COM: 5 yds. COL: n/a							
			COM	COL	1	2	3	4	5	6	7	8	9	10	L1	L2
	1511-E		2891	N/A	3036	3187	3338	3489	3640	3792	3943	4094	4245	4396	N/A	N/A
		<i>Tight Seat & Back / Removable Upholstery / 6" Wall Proximity / 350 lb. Weight Capacity</i>														
	1511-R	257	N/A	504	635	765	896	1027	1157	1288	1418	1549	1679	N/A	N/A	
		<i>Replacement Upholstery Covers</i>														
		 Healthcare Motion														
		 See Revival Healthcare Motion And Evolve Healthcare Motion For Additional Wallsaver Recliners.														
																
		Upright Position 32°D			Extended Footrest Position 52°D			Full Recline Position 64.5°D								

DESCRIPTION:

- Upholstery Frames: Steel, Plywood & Hardwood
- Seat: High Density Polyurethane Foam Over Sheet Webbing
- Back: High Density Polyurethane Foam Over Sinuous Wire Springs
- Upholstered Covers: Attached w/ Velcro / Removable For Maintenance
- Antimicrobial Moisture Barrier Fully Encapsulates All Foam Areas
- Double Needle Stitching Standard (Wetling Optional - No Charge)
- Dual-Wheel Casters: (2) Front Locking/Swivel & (2) Rear Non-Locking/Non-Swivel (1514)
- (2) Drop Down Side Trays Mounted To Black Metal Tubing (1514)
- Exposed Wood Legs (1512): Solid Hardwood / Removable For Maintenance
- Leather Upholstery Not Available
- Lifetime Warranty

OPTIONS:

(See Facelift Replay Healthcare Options Pages)
 Feather Down & Polyester Pillows Available (See Page 5)

INFUSION / STAND-UP RECLINER

ITEM #:

SPECIFICATIONS | GRADES | LIST PRICES:

INFUSION WALLSAVER RECLINER / FULLY UPHOLSTERED



Optional Central Braking Available

Healthcare Motion

See Revival & Evolve Healthcare Motion For Additional Infusion Wall Saver Recliners.

Overall: 31.25"w 34"d 46"h	Arm: 27"h	COM: 5 yds.															
Seat: 21"w 20.5"d 19"h	Weight: 130 lbs.	COL: n/a	COM	COL	1	2	3	4	5	6	7	8	9	10	L1	L2	
			1514	3077	N/A	3213	3364	3516	3667	3819	3970	4122	4273	4425	4576	N/A	N/A
<i>Tight Seat & Back / Removable Upholstery / 350 lb. Weight Capacity</i>																	
			1514-R	281	N/A	582	740	898	1056	1214	1372	1530	1688	1846	2004	N/A	N/A
<i>Replacement Upholstery Covers</i>																	

***NOTE: ELECTRIC OPTION NOT AVAILABLE ON INFUSION RECLINERS IN COMBINATION WITH CASTERS.**



Upright Position
32"D




Extended Footrest Position
52"D



Full Recline Position
64.5"D

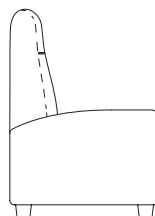
ELECTRIC STAND-UP RECLINER / FULLY UPHOLSTERED



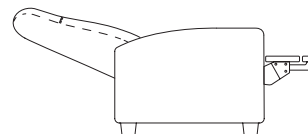
Healthcare Motion

See Revival Healthcare Motion For Additional Electric Stand-Up Recliner.

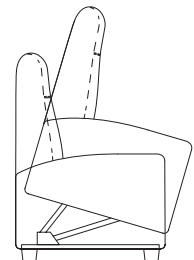
Overall: 33"w 35"d 42"h	Arm: 24.5"h	COM: 6.5 yds.															
Seat: 21.5"w 21.75"d 18"h	Weight: 145 lbs.	COL: n/a	COM	COL	1	2	3	4	5	6	7	8	9	10	L1	L2	
			1512	3264	N/A	3483	3682	3881	4080	4279	4478	4676	4875	5074	5273	N/A	N/A
<i>Tight Seat & Back / Removable Upholstery / 350 lb. Weight Capacity</i>																	
			1512-R	284	N/A	613	784	956	1128	1300	1472	1643	1815	1987	2159	N/A	N/A
<i>Replacement Upholstery Covers</i>																	



Upright Position
35"D



Full Recline Position
66"D



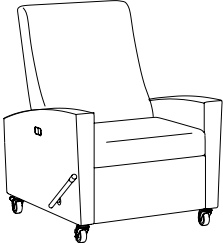



Stand-Up Position
59"H

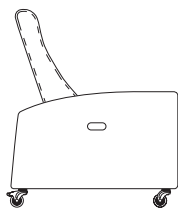
DESCRIPTION:

- Upholstery Frames: Steel, Plywood & Hardwood
- Seat: High Density Polyurethane Foam Over Sheet Webbing
- Back: High Density Polyurethane Foam Over Sinuous Wire Springs
- Upholstered Covers: Attached w/ Velcro / Removable For Maintenance
- Antimicrobial Moisture Barrier Fully Encapsulates All Foam Areas
- Double Needle Stitching Standard (Welting Optional - No Charge)
- Rotational & Directional Locking Casters (Rear)
- Leather Upholstery Not Available
- Lifetime Warranty

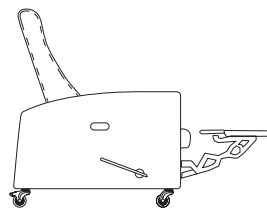
OPTIONS:

Layflat Medical Recliner Options (See Facelift Replay Healthcare Options Pages)
 Feather Down & Polyester Pillows Available (See Page 5)

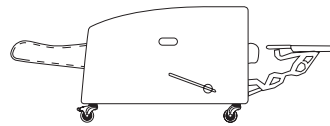
LAYFLAT MEDICAL RECLINER		ITEM #:	SPECIFICATIONS GRADES LIST PRICES:														
		LAYFLAT / TRENDELENBURG RECLINER	Overall: 32.75"w 38.5"d 45"h Seat: 24"w 20"d 20"h		Arm: 28"h Weight: 160 lbs.			COM: 5.5 yds. COL: n/a									
			COM	COL	1	2	3	4	5	6	7	8	9	10	L1	L2	
			1513-L	3550	N/A	3691	3858	4025	4192	4359	4526	4693	4860	5027	5194	N/A	N/A
			<i>Layflat / Tight Seat & Back / Removable Upholstery / 500 lb. Weight Capacity</i>														
		BARIATRIC LAYFLAT / TRENDELENBURG RECLINER	Overall: 37.75"w 38.5"d 45"h Seat: 29"w 20"d 20"h		Arm: 28"h Weight: 185 lbs.			COM: 6 yds. COL: n/a									
			COM	COL	1	2	3	4	5	6	7	8	9	10	L1	L2	
			1513-XL	3671	N/A	3837	4020	4203	4386	4569	4752	4935	5118	5300	5483	N/A	N/A
<i>Layflat / Tight Seat & Back / Removable Upholstery / 600 lb. Weight Capacity</i>																	
		BARIATRIC LAYFLAT / TRENDELENBURG RECLINER	1513-XT	3840	N/A	3996	4179	4362	4545	4728	4911	5094	5277	5460	5643	N/A	N/A
			<i>Trendelenburg / Tight Seat & Back / Removable Upholstery / 600 lb. Weight Capacity</i>														
		BARIATRIC LAYFLAT / TRENDELENBURG RECLINER	1513-XR	303	N/A	603	761	919	1077	1235	1393	1551	1709	1867	2025	N/A	N/A
			<i>Replacement Upholstery Covers</i>														



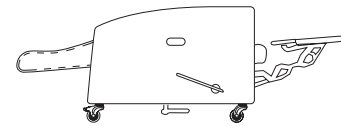
Upright Position
38.5"D




Extended Footrest Position
57.5"D



Layflat Position
73.75"D






Trendelenburg Position
74.75"D

 See Revival Healthcare Motion And Evolve Healthcare Motion For Additional Layflat Medical Recliners.

ARM CAPS / TABLETS	OPTION #:	SPECIFICATIONS LIST PRICES AVAILABILITY:
<p>SOLID WOOD ARM CAPS</p> 	<p>Overall: Dimensions Will Vary By Style</p> <hr/> <p>RWAC-1 \$374 (Set Of 2) (1504 / 1505 Sleepover Lounge) - Specify Finish (1508 Asynchronous Patient Chair) - Specify Finish (1510-G Lounge Glider / 1510-SG Lounge Swivel Glider) - Specify Finish (1511 Wallsaver Recliner / 1511-X Bariatric Wallsaver Recliner / 1514 Infusion Wallsaver Recliner) - Specify Finish</p> <p>RWAC-2 \$411 (Set Of 2) (1512 Electric Standup Recliner) - Specify Finish</p> <p>RWAC-3 \$411 (Set Of 2) (1513-L & 1513-T Medical Recliners / 1513-XL & 1513-XT Bariatric Medical Recliners) - Specify Finish</p>	
<p>POLYESTER ARM CAPS</p> 	<p>Overall: Dimensions Will Vary By Style</p> <hr/> <p>RPAC-1 \$484 (Set Of 2) POLYESTER (1508 Asynchronous Patient Chair) (1510-G Lounge Glider / 1510-SG Lounge Swivel Glider) (1511 Wallsaver Recliner / 1511-X Bariatric Wallsaver Recliner / 1514 Infusion Wallsaver Recliner)</p>	
<p>TABLET ARMS / CUP HOLDER</p>  <p>Laminate Tablet Arm Shown w/ Cup Holder</p>  <p>Veneer Tablet Arm Shown w/ Cup Holder</p>  <p>Solid Surface Tablet Arm Shown w/ Cup Holder</p>	<p>Overall: 14" Diameter .75"h</p> <hr/> <p>TA-L \$440 Tablet Arm With 360° Rotation - High Pressure Laminate. (Specify Laminate / Specify Left Or Right Facing Arm Location)</p> <p>TA-V \$503 Tablet Arm With 360° Rotation - Sunburst Cherry Veneer. (Specify Finish / Specify Left Or Right Facing Arm Location)</p> <p>TA-C \$654 Tablet Arm With 360° Rotation - White Solid Surface. (Available In White Only / Specify Left Or Right Facing Arm Location)</p> <p>CH-1 \$103 Black Plastic Cup Holder (Only Available If Used With Tablet Arm)</p> <p>CH-2 \$154 Spun Aluminum Cup Holder (Only Available If Used With Tablet Arm)</p> <p>Available: Facelift Replay Sleepover Lounge</p>	
<p>FOLD DOWN TABLET ARM</p>  	<p>Overall: 14" Diameter .75"h</p> <hr/> <p>FDTA-L \$1056 Tablet Arm With 360° Rotation - High Pressure Laminate. (Specify Laminate / Specify Left Or Right Facing Arm Location)</p> <p>FDTA-V \$1108 Tablet Arm With 360° Rotation - Sunburst Cherry Veneer. (Specify Finish / Specify Left Or Right Facing Arm Location)</p> <p>FDTA-C \$1259 Tablet Arm With 360° Rotation - White Solid Surface. (Available In White Only / Specify Left Or Right Facing Arm Location)</p> <p>Available: Facelift Replay Sleepover Lounge</p>	

TABLETS / CASTERS	OPTION #:	SPECIFICATIONS LIST PRICES AVAILABILITY:
DOUBLE ARTICULATING / SWIVEL TABLET ARM		
<i>Overall: 14" Diameter .75"h</i>		
	ATA-L	\$865 <i>Tablet Arm With 360° Rotation - High Pressure Laminate. (Specify Laminate / Specify Left Or Right Facing Arm Location)</i>
ATA-L Double Articulating / Swivel Tablet Arm	ATA-V	\$904 <i>Tablet Arm With 360° Rotation - Sunburst Cherry Veneer. (Specify Finish / Specify Left Or Right Facing Arm Location)</i>
	ATA-C	\$1089 <i>Tablet Arm With 360° Rotation - White Solid Surface. (Available In White Only / Specify Left Or Right Facing Arm Location)</i>
ATA-L w/ CH-1 Black Plastic Cup Holder	CH-1	\$105 <i>Black Plastic Cup Holder (Only Available If Used With Tablet Arm)</i>
	CH-2	\$157 <i>Spun Aluminum Cup Holder (Only Available If Used With Tablet Arm)</i>
<i>Available: Facelift Replay Sleepover Lounge</i>		
IN-LINE CASTERS		
<i>Overall: 2.75" Diameter 1.75"h</i>		
	ILC	\$57 (Set Of Two) <i>Single Direction In-Line Caster (Non-Locking / Specify Wood Finish / Specify Location)</i>
	<i>Available: Facelift Replay Sleepover Lounge</i>	
LOCKING / NON-LOCKING CASTERS		
<i>Overall: 1.875"w 2.25"d 1.5"h (Locking) / 1.875"w 1.625"d 1.5"h (Non-Locking)</i>		
 <p data-bbox="115 1356 224 1377">Locking Casters</p>  <p data-bbox="310 1514 456 1535">Non-Locking Casters</p>	LC	\$31 (Set Of Two) <i>Locking Casters (Black Finish / Specify Location)</i>
	NLC	\$26 (Set Of Two) <i>Non-Locking Casters (Black Finish / Specify Location)</i>
<i>Available: Facelift Replay Sleepover Lounge</i>		
MEDICAL LOCKING / NON-LOCKING CASTERS		
<i>Overall: 2.25"w 5"d 5.25"h (Locking) / 2"w 3.75"d 5.25"h (Non-Locking)</i>		
 <p data-bbox="115 1900 224 1921">Locking Casters</p>  <p data-bbox="337 1963 483 1984">Non-Locking Casters</p>	MLC	\$179 (Set Of Two) <i>Locking Casters - Motion & Direction (Gray Finish / Specify Location)</i>
	MNLC	\$205 (Set Of Two) <i>Non-Locking Casters - Single Direction (Gray Finish / Specify Location)</i>
<i>Available: Facelift Replay Electric Standup Recliner</i>		

BRAKE / LEGS / POWER / ELECTRIC / PUSH BAR	OPTION #:	SPECIFICATIONS LIST PRICES AVAILABILITY:
<p>CENTRAL BRAKING</p> 	<p>CB-1</p>	<p>Overall: 7.5"w 2"d .5"h</p> <p>\$405 (Set Of 1) <i>(White Plastic Brake w/ Lock & Unlock Pedals)</i></p> <p>Available: <i>Facelift Replay Wallsaver & Infusion Wallsaver Recliners</i></p>
<p>ALUMINUM LEGS</p> 	<p>ASL</p>	<p>Overall: 2.25"w 2.25"d 2.25"h</p> <p>\$338 (Set Of 4) <i>(Brushed Finish)</i></p> <p>Available: <i>Facelift Replay Patient Chair / Glider (1508 / 1510 Models)</i></p>
<p>POWER / DATA MODULE</p> 	<p>PM1</p>	<p>Overall: 5.25"w 1.25"d 4.25"h</p> <p>\$836 (1-Power / 1-USB 2 Port Simplex Charger Standard) <i>Vertical / Horizontal Mount Power Module. Price Varies By Socket. Contact Customer Service For Quote. (Additional Colors Available)</i></p> <p>Available: <i>Facelift Replay Sleepover Lounge</i></p>
<p>ELECTRIC RECLINE / BATTERY BACKUP / HEAT / MASSAGE</p> <div style="display: flex; justify-content: space-around;"> <div data-bbox="94 1333 267 1417"> <p>ER-1 Electric Recline <i>(Wallsaver Model)</i></p> </div> <div data-bbox="300 1323 474 1417"> <p>ER-2/ER-3 Electric Recline <i>(Layflat Model)</i></p> </div> </div> <div style="display: flex; justify-content: space-around; margin-top: 10px;"> <div data-bbox="94 1507 279 1644"> <p>HM Heat & Massage <i>(All Recliner Models)</i></p> </div> <div data-bbox="300 1507 488 1644"> <p>H Heat <i>(All Recliner Models)</i></p> </div> </div>	<p>ER-1 ER-2 ER-3 BB HM H</p>	<p>Overall: <i>N/A</i></p> <p>\$1048 Electric Recline <i>Replaces Manual Mechanism On Any Wallsaver Model - Surface Mounts On Inside Arm (Specify Left Or Right Facing)</i> <i>NOTE: ELECTRIC OPTION NOT AVAILABLE ON INFUSION RECLINERS IN COMBINATION WITH CASTERS.</i></p> <p>\$1084 Electric Recline <i>Replaces Manual Mechanism On Any Layflat Model - Surface Mounts On Inside Arm (Specify Left Or Right Facing)</i></p> <p>\$1474 Electric Recline <i>Replaces Manual Mechanism On Any Trendelenburg Layflat Model - Surface Mounts On Inside Arm (Specify Left Or Right Facing)</i></p> <p>\$529 Battery Backup <i>Allows Any Wallsaver, Layflat, Or Standup Electric Recliner To Be Cordless - Surface Mounts On Inside Arm (Specify Left Or Right Facing)</i></p> <p>\$1500 Heat & Massage <i>Add Heat & Massage To Any Wallsaver, Layflat, Or Standup Electric Recliner - Surface Mounts On Inside Arm (Specify Left Or Right Facing)</i></p> <p>\$1339 Heat <i>Add Heat Only To Any Wallsaver, Layflat, Or Standup Electric Recliner - Surface Mounts On Inside Arm (Specify Left Or Right Facing)</i></p> <p>Available: <i>Facelift Replay Recliners</i></p>
<p>PUSH BAR</p> 	<p>PB</p>	<p>Overall: 18.5"w 3.5"d 1"h</p> <p>\$235 <i>(Black Finish)</i></p> <p>Available: <i>Facelift Replay Medical Recliners</i></p>

I.V. POLE / SIDE TRAY / BAG HOLDER / BUCKLE / FOOTREST	OPTION #:	SPECIFICATIONS LIST PRICES AVAILABILITY:
<p>I.V. POLE</p> 	IV	<p>Overall: 10"w 2.5"d 39.5" / 69.75"h</p> <hr/> <p>\$471 <i>Height Adjustable I.V. Pole (Chrome & Black Finish / Specify Left Or Right Facing Location)</i></p> <p>Available: Facelift Replay Medical Recliners</p>
<p>SIDE TRAY</p> 	ST-1	<p>Overall: 12.75"w 10"d 4"h (Small Side Tray) / 17"w 10"d 4"h (Large Side Tray)</p> <hr/> <p>\$245 <i>Drop-Down Side Tray (Small Side Tray)</i></p> <p>ST-2 \$335 <i>Drop-Down Side Tray (Large Side Tray)</i></p> <p>Available: Facelift Replay Medical Recliners <i>Note: If A Medical Recliner With A Manual Mechanism Is Selected, The Standard Side Tray Location Will Be Front Right Facing</i></p>
<p>BAG HOLDER / PERSONAL RESTRAINT BUCKLE</p> 	BH	<p>Overall: 2.19"w .38"d 2.56"h</p> <hr/> <p>\$65 <i>Bag Holder (Brushed Finish / Specify Left Or Right Facing Location)</i></p> <p>RB \$117 Pair <i>Personal Restraint Buckle (Brushed Finish)</i></p> <p>Available: Facelift Replay Medical Recliners</p>
<p>FOOTREST</p> 	FR	<p>Overall: 16"w 8"d .1875"h</p> <hr/> <p>\$360 <i>(Black Finish)</i></p> <p>Available: Facelift Replay Medical Recliners</p>

OXYGEN TANK HOLDER / WOOD RING BASE / COVERS / SPRINGS	OPTION #:	SPECIFICATIONS LIST PRICES AVAILABILITY:
<p>OXYGEN TANK HOLDER</p> 	<p>OH</p> <p>\$238 <i>Black Metal Oxygen Tank Holder Holds a 4.375" Diameter Oxygen Tank (Not Included) (Specify Left Or Right Facing Location)</i></p> <p><i>Available: Facelift Replay Medical Recliners</i></p>	
<p>LOUNGE GLIDER WOOD RING BASE</p> 	<p>WR</p> <p>\$224 <i>Wood Ring Base replaces circular metal base (1510-G) or swivel glider w/ circular metal base (1510-SG).</i></p> <p><i>Specify Exposed Wood Finish. (See Page 6)</i></p> <p><i>Available: Facelift Replay Lounge Glider</i></p>	
<p>CONTRASTING COVERS</p> 	<p>CC</p> <p>\$129 <i>NOTE: If Two Or More Upholsteries Or Leathers Are Used On Any Piece Of Furniture, Then A Contrast Charge Will Apply Per Order. When Using Trinity Upholstery, The Higher Priced Upholstery Grade Will Be Used In Pricing, Unless It's Trinity Leather With Fabric Contrast Welt, Or COM With Trinity Contrast Welt, Then Contact Customer Service For Pricing.</i></p> <p><i>Available: Facelift Replay Healthcare Motion</i></p>	

Facelift Polliwogs

BENCHES / OTTOMANS / TABLES

Effective: August 1, 2022

T R I N I T Y

Date:

Page:

Modification:

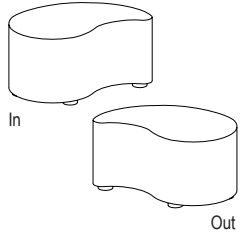
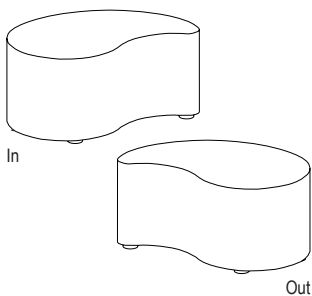
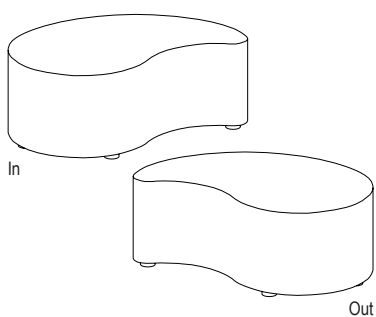
Description:

DESCRIPTION:

- Upholstery Frames: Hardwood Plywood
- Seat: High Density Polyurethane Foam Over Hardwood Plywood
- Upholstered Covers: Attached w/ Velcro / Removable For Maintenance
- Antimicrobial Moisture Barrier Fully Encapsulates All Foam Areas
- Round Black Plastic Feet / Removable For Maintenance
- Ganging Connectors Standard
- Leather Upholstery Is Available
- Lifetime Warranty

OPTIONS:

- LC Locking Casters (Set Of 2)\$31
- NLC Non-Locking Casters (Set Of 2).....\$26
- CC Contrasting Covers\$129

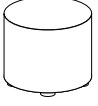
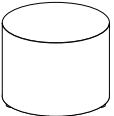
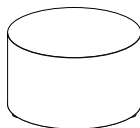
BENCHES		ITEM #:	SPECIFICATIONS GRADES LIST PRICES:														
SMALL BENCH / FULLY UPHOLSTERED			Overall: 18"w 30"d 14"h				Arm: n/a				COM: 2.75 yds.						
			Seat: 14"h				Weight: TBD lbs.				COL: 50 sq.ft.						
			COM	COL	1	2	3	4	5	6	7	8	9	10	L1	L2	
		1540-I	697	766	796	865	934	1002	1071	1140	1208	1277	1346	1415	1495	1743	
			<i>Small Size - In / Tight Seat / Removable Upholstery</i>														
		1540-O	697	766	796	865	934	1002	1071	1140	1208	1277	1346	1415	1495	1743	
	<i>Small Size - Out / Tight Seat / Removable Upholstery</i>																
	1540-I/O R	147	161	276	345	413	482	551	620	688	757	826	895	962	1210		
	<i>Replacement Upholstery Covers</i>																
MEDIUM BENCH / FULLY UPHOLSTERED			Overall: 24"w 40"d 18"h				Arm: n/a				COM: 3.00 yds.						
			Seat: 18"h				Weight: TBD lbs.				COL: 54 sq.ft.						
			COM	COL	1	2	3	4	5	6	7	8	9	10	L1	L2	
		1541-I	980	1078	1078	1154	1229	1305	1381	1456	1532	1607	1683	1758	1848	2120	
			<i>Medium Size - In / Tight Seat / Removable Upholstery</i>														
		1541-O	980	1078	1078	1154	1229	1305	1381	1456	1532	1607	1683	1758	1848	2120	
	<i>Medium Size - Out / Tight Seat / Removable Upholstery</i>																
	1541-I/O R	173	190	315	390	466	541	617	692	768	844	919	995	1070	1342		
	<i>Replacement Upholstery Covers</i>																
LARGE BENCH / FULLY UPHOLSTERED			Overall: 30"w 50"d 18"h				Arm: n/a				COM: 3.25 yds.						
			Seat: 18"h				Weight: TBD lbs.				COL: 59 sq.ft.						
			COM	COL	1	2	3	4	5	6	7	8	9	10	L1	L2	
		1542-I	1287	1416	1382	1465	1547	1630	1712	1795	1877	1959	2042	2124	2223	2519	
			<i>Large Size - In / Tight Seat / Removable Upholstery</i>														
		1542-O	1287	1416	1382	1465	1547	1630	1712	1795	1877	1959	2042	2124	2223	2519	
	<i>Large Size - Out / Tight Seat / Removable Upholstery</i>																
	1542-I/O R	194	213	348	431	513	596	678	760	843	925	1008	1090	1172	1469		
	<i>Replacement Upholstery Covers</i>																

DESCRIPTION:

- Upholstery Frames: Hardwood Plywood
- Seat: High Density Polyurethane Foam Over Hardwood Plywood
- Upholstered Covers: Attached w/ Velcro / Removable For Maintenance
- Antimicrobial Moisture Barrier Fully Encapsulates All Foam Areas
- Round Black Plastic Feet / Removable For Maintenance
- Ganging Connectors Standard
- Leather Upholstery Is Available
- Lifetime Warranty

OPTIONS:

- LC Locking Casters (Set Of 2)\$31
- NLC Non-Locking Casters (Set Of 2).....\$26
- CC Contrasting Covers\$129

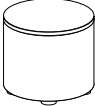
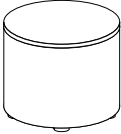
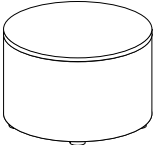
OTTOMANS		ITEM #:	SPECIFICATIONS GRADES LIST PRICES:												
	SMALL ROUND OTTOMAN / FULLY UPHOLSTERED		Overall: 18" Diameter 14"h			Arm: n/a			COM: 2.00 yds.						
			Seat: 14"h			Weight: TBD lbs.			COL: 36 sq.ft.						
			COM	COL	1	2	3	4	5	6	7	8	9	10	L1
	1543-18D	460	506	531	579	628	676	724	772	820	868	916	964	1015	1189
		<i>Small Size / Tight Seat / Removable Upholstery</i>													
	1543-18DR	89	98	180	229	277	325	373	421	469	517	565	613	657	830
		<i>Replacement Upholstery Covers</i>													
	MEDIUM ROUND OTTOMAN / FULLY UPHOLSTERED		Overall: 24" Diameter 18"h			Arm: n/a			COM: 2.25 yds.						
			Seat: 18"h			Weight: 46 lbs.			COL: 41 sq.ft.						
			COM	COL	1	2	3	4	5	6	7	8	9	10	L1
	1543-24D	703	773	774	829	884	939	994	1049	1104	1159	1214	1269	1328	1525
		<i>Medium Size / Tight Seat / Removable Upholstery</i>													
	1543-24DR	104	114	208	263	318	373	428	483	538	593	648	703	753	951
		<i>Replacement Upholstery Covers</i>													
	LARGE ROUND OTTOMAN / FULLY UPHOLSTERED		Overall: 30" Diameter 18"h			Arm: n/a			COM: 2.50 yds.						
			Seat: 18"h			Weight: TBD lbs.			COL: 45 sq.ft.						
			COM	COL	1	2	3	4	5	6	7	8	9	10	L1
	1543-30D	827	910	906	968	1029	1091	1153	1215	1277	1339	1401	1462	1529	1752
		<i>Large Size / Tight Seat / Removable Upholstery</i>													
	1543-30DR	125	137	242	304	366	427	489	551	613	675	737	799	856	1079
		<i>Replacement Upholstery Covers</i>													

DESCRIPTION:

- Upholstery Frames: Hardwood Plywood
- Table Top: High Pressure Laminate Top Over Plywood Core
- Upholstered Covers: Attached w/ Velcro / Removable For Maintenance
- Antimicrobial Moisture Barrier Fully Encapsulates All Foam Areas
- Round Black Plastic Feet / Removable For Maintenance
- Ganging Connectors Standard
- Leather Upholstery Is Available
- Lifetime Warranty

OPTIONS:

- SE18D Self Edge Table Top - 18" Diameter.....\$30
- SE24D Self Edge Table Top - 24" Diameter.....\$33
- SE30D Self Edge Table Top - 30" Diameter.....\$33
- LC Locking Casters (Set Of 2).....\$31
- NLC Non-Locking Casters (Set Of 2).....\$26
- CC Contrasting Covers.....\$129

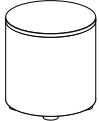
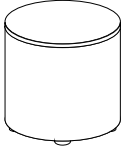
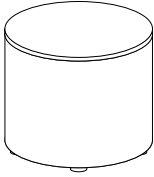
TABLES		ITEM #:	SPECIFICATIONS GRADES LIST PRICES:												
SMALL ROUND TABLE / UPHOLSTERED BASE 			Overall: 18" Diameter 14"h			Arm: n/a			COM: 1.25 yds.						
			Seat: 14"h			Weight: TBD lbs.			COL: 23 sq.ft.						
			COM	COL	1	2	3	4	5	6	7	8	9	10	L1
	1544-18T	566	623	590	618	645	673	700	728	755	783	810	838	874	973
		<i>Small Size / High Pressure Laminate Top / Removable Upholstery</i>													
	1544-18TR	89	98	139	167	194	222	249	277	304	332	359	387	416	515
		<i>Replacement Upholstery Covers</i>													
MEDIUM ROUND TABLE / UPHOLSTERED BASE 			Overall: 24" Diameter 18"h			Arm: n/a			COM: 1.50 yds.						
			Seat: 18"h			Weight: TBD lbs.			COL: 27 sq.ft.						
			COM	COL	1	2	3	4	5	6	7	8	9	10	L1
	1544-24T	857	943	879	914	948	982	1017	1051	1086	1120	1154	1189	1233	1356
		<i>Medium Size / High Pressure Laminate Top / Removable Upholstery</i>													
	1544-24TR	104	114	167	201	236	270	305	339	373	408	442	476	512	636
		<i>Replacement Upholstery Covers</i>													
LARGE ROUND TABLE / UPHOLSTERED BASE 			Overall: 30" Diameter 18"h			Arm: n/a			COM: 1.75 yds.						
			Seat: 18"h			Weight: TBD lbs.			COL: 32 sq.ft.						
			COM	COL	1	2	3	4	5	6	7	8	9	10	L1
	1544-30T	1019	1121	1032	1067	1101	1135	1170	1204	1238	1273	1307	1341	987	1513
		<i>Large Size / High Pressure Laminate Top / Removable Upholstery</i>													
	1544-30TR	125	137	201	242	283	324	366	407	448	489	531	572	132	658
		<i>Replacement Upholstery Covers</i>													

DESCRIPTION:


- Upholstery Frames: Hardwood Plywood
- Table Top: High Pressure Laminate Top Over Plywood Core
- Upholstered Covers: Attached w/ Velcro / Removable For Maintenance
- Antimicrobial Moisture Barrier Fully Encapsulates All Foam Areas
- Round Black Plastic Feet / Removable For Maintenance
- Ganging Connectors Standard
- Leather Upholstery Is Available
- Lifetime Warranty

OPTIONS:

- SE18D Self Edge Table Top - 18" Diameter.....\$30
- SE24D Self Edge Table Top - 24" Diameter.....\$33
- SE30D Self Edge Table Top - 30" Diameter.....\$33
- LC Locking Casters (Set Of 2).....\$31
- NLC Non-Locking Casters (Set Of 2).....\$26
- CC Contrasting Covers.....\$129

TABLES		ITEM #:	SPECIFICATIONS GRADES LIST PRICES:													
<p>TALL SMALL ROUND TABLE / UPHOLSTERED BASE</p> 			Overall: 18" Diameter 18"h			Arm: n/a			COM: 1.25 yds.							
			Seat: 18"h			Weight: 35 lbs.			COL: 23 sq.ft.							
			COM	COL	1	2	3	4	5	6	7	8	9	10	L1	L2
	1545-18T	620	682	641	668	696	723	751	778	806	833	861	888	927	1026	
		<i>Small Size / High Pressure Laminate Top / Removable Upholstery</i>														
	1545-18TR	95	105	145	172	200	227	255	282	310	337	365	392	423	522	
		<i>Replacement Upholstery Covers</i>														
<p>TALL MEDIUM ROUND TABLE / UPHOLSTERED BASE</p> 			Overall: 24" Diameter 24"h			Arm: n/a			COM: 1.50 yds.							
			Seat: 24"h			Weight: TBD lbs.			COL: 27 sq.ft.							
			COM	COL	1	2	3	4	5	6	7	8	9	10	L1	L2
	1545-24T	771	849	798	832	867	901	936	970	1004	1039	1073	1107	1153	1277	
		<i>Medium Size / High Pressure Laminate Top / Removable Upholstery</i>														
	1545-24TR	110	121	173	207	242	276	310	345	379	413	448	482	519	643	
		<i>Replacement Upholstery Covers</i>														
<p>TALL LARGE ROUND TABLE / UPHOLSTERED BASE</p> 			Overall: 30" Diameter 24"h			Arm: n/a			COM: 1.75 yds.							
			Seat: 24"h			Weight: TBD lbs.			COL: 32 sq.ft.							
			COM	COL	1	2	3	4	5	6	7	8	9	10	L1	L2
	1545-30T	1038	1141	1064	1105	1146	1187	1229	1270	1311	1352	1393	1435	1489	1638	
		<i>Large Size / High Pressure Laminate Top / Removable Upholstery</i>														
	1545-30TR	131	144	206	248	289	330	371	413	454	495	536	578	622	770	
		<i>Replacement Upholstery Covers</i>														

CONFIGURATION EXAMPLES:



POWER / COVERS	OPTION #:	SPECIFICATIONS LIST PRICES AVAILABILITY:								
<p>LOCKING / NON-LOCKING CASTERS</p>  <p>Locking Casters</p>  <p>Non-Locking Casters</p>	<p>Overall: 1.875"w 2.25"d 1.5"h (Locking) / 1.875"w 1.625"d 1.5"h (Non-Locking)</p> <hr/> <p>LC \$31 (Set Of Two) <i>Locking Casters (Black Finish / Specify Location)</i></p> <p>NLC \$26 (Set Of Two) <i>Non-Locking Casters (Black Finish / Specify Location)</i></p> <p>Available: <i>Facelift Polliwogs Collection</i></p>									
<p>SELF EDGE TABLE TOP</p> 	<p>Overall: 18" Diameter x 1"h / 24" Diameter x 1"h / 30" Diameter x 1"h</p> <hr/> <table border="0"> <tr> <td data-bbox="493 730 553 758">SE18D</td> <td data-bbox="581 730 1052 758">Self Edge Table Top - 18" Diameter</td> <td data-bbox="1068 730 1105 758">\$30</td> </tr> <tr> <td data-bbox="493 779 553 806">SE24D</td> <td data-bbox="581 779 1052 806">Self Edge Table Top - 24" Diameter</td> <td data-bbox="1068 779 1105 806">\$33</td> </tr> <tr> <td data-bbox="493 827 553 854">SE30D</td> <td data-bbox="581 827 1052 854">Self Edge Table Top - 30" Diameter</td> <td data-bbox="1068 827 1105 854">\$33</td> </tr> </table> <p><i>High Pressure Laminate Top w/ Self Edge</i></p> <p>Available: <i>Facelift Polliwogs Tables</i></p>	SE18D	Self Edge Table Top - 18" Diameter	\$30	SE24D	Self Edge Table Top - 24" Diameter	\$33	SE30D	Self Edge Table Top - 30" Diameter	\$33
SE18D	Self Edge Table Top - 18" Diameter	\$30								
SE24D	Self Edge Table Top - 24" Diameter	\$33								
SE30D	Self Edge Table Top - 30" Diameter	\$33								
<p>CONTRASTING COVERS</p> 	<p>Overall: <i>N/A</i></p> <hr/> <p>CC \$129</p> <p><i>NOTE: If Two Or More Upholsteries Or Leathers Are Used On Any Piece Of Furniture, Then A Contrast Charge Will Apply Per Order. When Using Trinity Upholstery, The Higher Priced Upholstery Grade Will Be Used In Pricing, Unless It's Trinity Leather With Fabric Contrast Welt, Or COM With Trinity Contrast Welt, Then Contact Customer Service For Pricing.</i></p> <p>Available: <i>Facelift Polliwogs Collection</i></p>									

Facelift Fair & Square

LOUNGE / TANDEM / BENCHES / TABLES

Effective: August 1, 2022

T R I N I T Y

Date:

Page:

Modification:

Description:

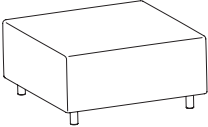
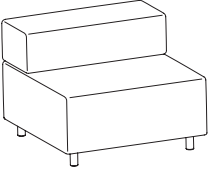
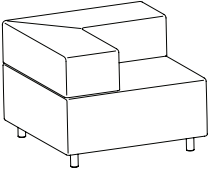
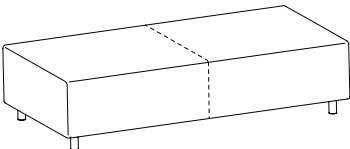
DESCRIPTION:

- Upholstery Frames: Plywood & Hardwood
- Seat: High Density Polyurethane Foam Over Sheet Webbing
- Upholstered Covers: Attached w/ Velcro / Removable For Maintenance
- Antimicrobial Moisture Barrier Fully Encapsulates All Foam Areas
- Ganging Straps Standard
- Brushed Aluminum Round Legs / Removable For Maintenance
- Leather Upholstery Is Available
- Lifetime Warranty

OPTIONS:

- USB-1 USB In Back (2 Ports Available - Specify Left or Right Facing).....\$185
- Feather Down & Polyester Pillows Available (See Page 5)

NOTE: Additional Seaming May Be Required If Fabric Is Railroaded.

TANDEM	ITEM #:	SPECIFICATIONS GRADES LIST PRICES:													
		Overall: 36"w 36"d 18"h		Arm: n/a		COM: 2.5 yds.									
		Seat: 36"w 36"d 18"h		Weight: 62 lbs.		COL: 45 sq.ft.									
		COM	COL	1	2	3	4	5	6	7	8	9	10	L1	L2
	1550	1001	1101	1138	1235	1331	1427	1523	1619	1716	1812	1908	2004	2094	2441
		<i>Tight Seat / Removable Upholstery</i>													
	1550-R	117	129	234	296	358	420	482	544	605	667	729	791	848	1070
		<i>Replacement Upholstery Covers</i>													
		Overall: 36"w 36"d 28"h		Arm: n/a		COM: 3.25 yds.									
		Seat: 36"w 22"d 18"h		Weight: 70 lbs.		COL: 59 sq.ft.									
		COM	COL	1	2	3	4	5	6	7	8	9	10	L1	L2
	1551	1392	1531	1481	1563	1646	1728	1811	1893	1976	2058	2140	2223	2312	2609
		<i>Tight Seat & Back / Removable Upholstery</i>													
	1551-R	160	176	316	399	481	564	646	729	811	894	976	1059	1134	1431
		<i>Replacement Upholstery Covers</i>													
		Overall: 36"w 36"d 28"h		Arm: n/a		COM: 4 yds.									
		Seat: 36"w 22"d 18"h		Weight: 74 lbs.		COL: 72 sq.ft.									
		COM	COL	1	2	3	4	5	6	7	8	9	10	L1	L2
	1552	1593	1752	1712	1815	1918	2022	2125	2228	2331	2434	2537	2640	2754	3125
		<i>Tight Seat & Back / Removable Upholstery</i>													
	1552-R	211	232	406	509	612	715	818	921	1024	1127	1231	1334	1431	1802
		<i>Replacement Upholstery Covers</i>													
		Overall: 72"w 36"d 18"h		Arm: n/a		COM: 4.5 yds.									
		Seat: 72"w 36"d 18"h		Weight: 121 lbs.		COL: 81 sq.ft.									
		COM	COL	1	2	3	4	5	6	7	8	9	10	L1	L2
	1555	1452	1597	1606	1723	1840	1957	2074	2191	2307	2424	2541	2658	2771	3191
		<i>Tight Seat / Removable Upholstery</i>													
	1555-R	181	199	404	521	638	755	872	989	1105	1222	1339	1456	1554	1975
		<i>Replacement Upholstery Covers</i>													

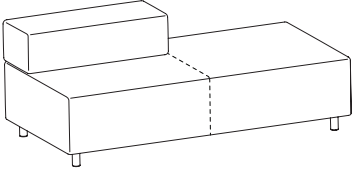
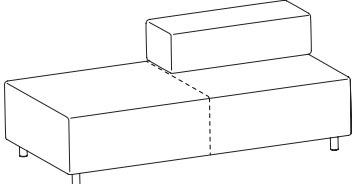
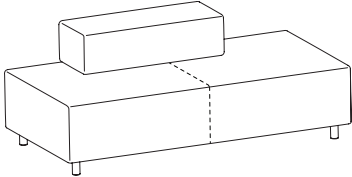
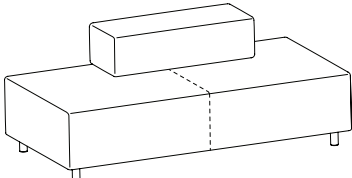
DESCRIPTION:

- Upholstery Frames: Plywood & Hardwood
- Seat: High Density Polyurethane Foam Over Sheet Webbing
- Upholstered Covers: Attached w/ Velcro / Removable For Maintenance
- Antimicrobial Moisture Barrier Fully Encapsulates All Foam Areas
- Ganging Straps Standard
- Brushed Aluminum Round Legs / Removable For Maintenance
- Leather Upholstery Is Available
- Lifetime Warranty

OPTIONS:

- USB-1 USB In Back (2 Ports Available - Specify Left or Right Facing).....\$185
- Feather Down & Polyester Pillows Available (See Page 5)

NOTE: Additional Seaming May Be Required If Fabric Is Railroaded.

TANDEM		ITEM #:	SPECIFICATIONS GRADES LIST PRICES:													
			<i>Overall: 72"w 36"d 28"h</i>			<i>Arm: n/a</i>			<i>COM: 5.25 yds.</i>							
			<i>Seat: 72"w 22"/36"d 18"h</i>			<i>Weight: 129 lbs.</i>			<i>COL: 95 sq.ft.</i>							
			COM	COL	1	2	3	4	5	6	7	8	9	10	L1	L2
	1556		1964	2161	2132	2270	2407	2545	2682	2819	2957	3094	3232	3369	3508	4002
			<i>Tight Seat & Back / Removable Upholstery</i>													
	1556-R		236	260	498	635	773	910	1048	1185	1323	1460	1598	1735	1853	2348
			<i>Replacement Upholstery Covers</i>													
			<i>Overall: 72"w 36"d 28"h</i>			<i>Arm: n/a</i>			<i>COM: 5.25 yds.</i>							
			<i>Seat: 72"w 22"/36"d 18"h</i>			<i>Weight: 129 lbs.</i>			<i>COL: 95 sq.ft.</i>							
			COM	COL	1	2	3	4	5	6	7	8	9	10	L1	L2
	1557		1964	2161	2132	2270	2407	2545	2682	2819	2957	3094	3232	3369	3508	4002
			<i>Tight Seat & Back / Removable Upholstery</i>													
	1557-R		236	260	498	635	773	910	1048	1185	1323	1460	1598	1735	1853	2348
			<i>Replacement Upholstery Covers</i>													
			<i>Overall: 72"w 36"d 28"h</i>			<i>Arm: n/a</i>			<i>COM: 5.25 yds.</i>							
			<i>Seat: 72"w 22"d 18"h</i>			<i>Weight: 129 lbs.</i>			<i>COL: 95 sq.ft.</i>							
			COM	COL	1	2	3	4	5	6	7	8	9	10	L1	L2
	1558		1970	2167	2138	2275	2413	2550	2687	2825	2962	3100	3237	3375	3513	4008
			<i>Tight Seat & Back / Removable Upholstery</i>													
	1558-R		236	260	498	635	773	910	1048	1185	1323	1460	1598	1735	1853	2348
			<i>Replacement Upholstery Covers</i>													
			<i>Overall: 72"w 36"d 28"h</i>			<i>Arm: n/a</i>			<i>COM: 5.25 yds.</i>							
			<i>Seat: 72"w 22"d 18"h</i>			<i>Weight: 129 lbs.</i>			<i>COL: 95 sq.ft.</i>							
			COM	COL	1	2	3	4	5	6	7	8	9	10	L1	L2
	1559		1970	2167	2138	2275	2413	2550	2687	2825	2962	3100	3237	3375	3513	4008
			<i>Tight Seat & Back / Removable Upholstery</i>													
	1559-R		236	260	498	635	773	910	1048	1185	1323	1460	1598	1735	1853	2348
			<i>Replacement Upholstery Covers</i>													

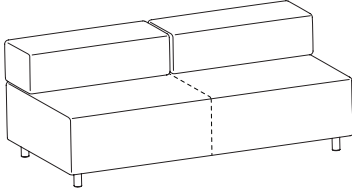
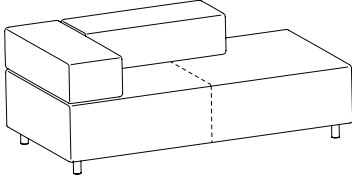
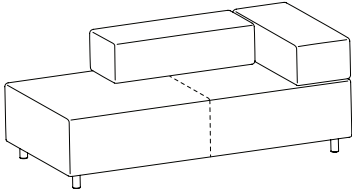
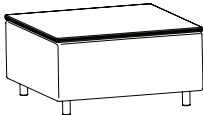
DESCRIPTION:

- Upholstery Frames: Plywood & Hardwood
- Seat: High Density Polyurethane Foam Over Sheet Webbing
- Upholstered Covers: Attached w/ Velcro / Removable For Maintenance
- Antimicrobial Moisture Barrier Fully Encapsulates All Foam Areas
- Ganging Straps Standard
- Brushed Aluminum Round Legs / Removable For Maintenance
- Leather Upholstery Is Available
- Lifetime Warranty

OPTIONS:

- USB-1 USB In Back (2 Ports Available - Specify Left or Right Facing).....\$185
- Feather Down & Polyester Pillows Available (See Page 5)

NOTE: Additional Seaming May Be Required If Fabric Is Railroaded.


TANDEM		ITEM #:	SPECIFICATIONS GRADES LIST PRICES:													
			Overall: 72"w 36"d 28"h			Arm: n/a			COM: 6 yds.							
			Seat: 72"w 22"d 18"h			Weight: 137 lbs.			COL: 108 sq.ft.							
			COM	COL	1	2	3	4	5	6	7	8	9	10	L1	L2
	1560		2323	2556	2513	2671	2829	2987	3145	3303	3461	3619	3777	3935	4112	4681
			<i>Tight Seat & Back / Removable Upholstery</i>													
	1560-R		256	281	558	716	874	1032	1190	1348	1506	1664	1822	1980	2118	2687
			<i>Replacement Upholstery Covers</i>													
			Overall: 72"w 36"d 28"h			Arm: n/a			COM: 6 yds.							
			Seat: 72"w 22"/36"d 18"h			Weight: 137 lbs.			COL: 108 sq.ft.							
			COM	COL	1	2	3	4	5	6	7	8	9	10	L1	L2
	1561		2358	2594	2546	2704	2862	3020	3178	3336	3494	3652	3810	3968	4145	4714
			<i>Tight Seat & Back / Removable Upholstery</i>													
	1561-R		256	281	558	716	874	1032	1190	1348	1506	1664	1822	1980	2118	2687
			<i>Replacement Upholstery Covers</i>													
			Overall: 72"w 36"d 28"h			Arm: n/a			COM: 6 yds.							
			Seat: 72"w 22"/36"d 18"h			Weight: 137 lbs.			COL: 108 sq.ft.							
			COM	COL	1	2	3	4	5	6	7	8	9	10	L1	L2
	1562		2358	2594	2546	2704	2862	3020	3178	3336	3494	3652	3810	3968	4145	4714
			<i>Tight Seat & Back / Removable Upholstery</i>													
	1562-R		256	281	558	716	874	1032	1190	1348	1506	1664	1822	1980	2118	2687
			<i>Replacement Upholstery Covers</i>													
			Overall: 36"w 36"d 19"h			Arm: n/a			COM: 2.25 yds.							
			Seat: n/a			Weight: 103 lbs.			COL: 41 sq.ft.							
			COM	COL	1	2	3	4	5	6	7	8	9	10	L1	L2
	1564-L		1437	1580	1468	1523	1578	1633	1688	1743	1798	1853	1908	1963	2024	2222
			<i>High Pressure Laminate Face / Multi-Ply Edge</i>													
	1564-R		117	129	234	296	358	420	482	544	605	667	729	791	848	1070
			<i>Replacement Upholstery Covers</i>													

DESCRIPTION:

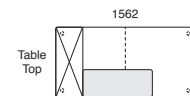
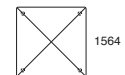
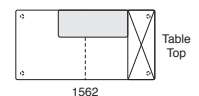
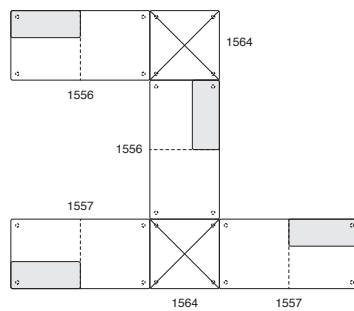
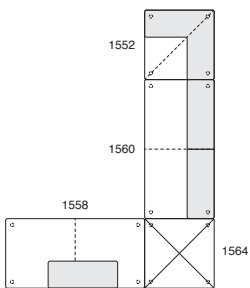
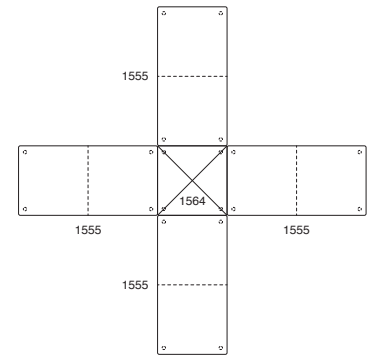
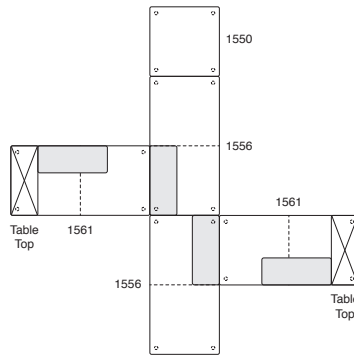
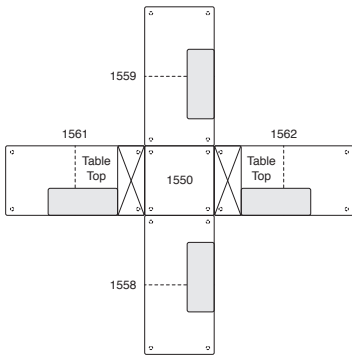
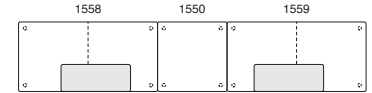
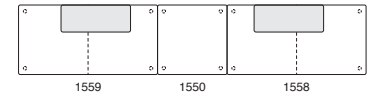
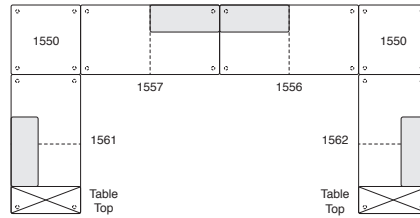
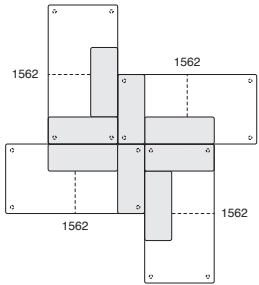
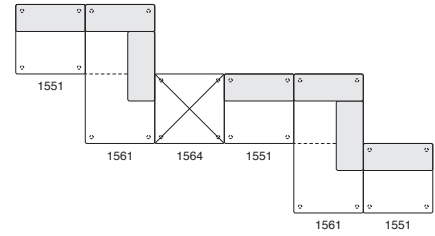
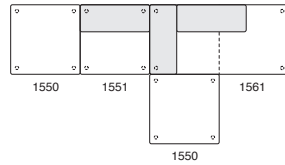
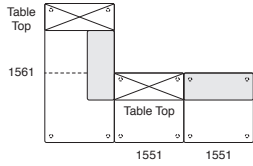
- High Pressure Laminate Face
- Multi-Ply Edge
- Lifetime Warranty

OPTIONS:

Specify Laminate (See Page 6)

TANDEM	ITEM #:	SPECIFICATIONS GRADES LIST PRICES:																
<p>TABLE TOP ONLY / CAN BE SUBSTITUTED FOR ANY BACK</p> 		<p>Overall: 36"w 14"d 1"h Seat: n/a</p>	<p>Arm: n/a Weight: 16 lbs.</p>	<p>COM: n/a COL: n/a</p>	COM	COL	1	2	3	4	5	6	7	8	9	10	L1	L2
	<p>T1-L</p> <p>229 High Pressure Laminate Face / Multi-Ply Edge</p>																	

Configuration Examples



POWER / COVERS	OPTION #:	SPECIFICATIONS LIST PRICES AVAILABILITY:
<p>DUAL CHARGING USB</p> 	<p>USB-1</p>	<p><i>Overall: 2"w 2"d .1875"h</i></p> <hr/> <p>\$185 (Per Arm) <i>Spill-Proof Technology / 2 Amps Per Port / Multiple Finish Options / Storm Color Standard (Specify Left or Right Facing)</i></p> <p><i>Available: Facelift Fair & Square Collection</i></p>
<p>CONTRASTING COVERS</p> 	<p>CC</p>	<p><i>Overall: N/A</i></p> <hr/> <p>\$129 <i>NOTE: If Two Or More Upholsteries Or Leathers Are Used On Any Piece Of Furniture, Then A Contrast Charge Will Apply Per Order. When Using Trinity Upholstery, The Higher Priced Upholstery Grade Will Be Used In Pricing, Unless It's Trinity Leather With Fabric Contrast Welt, Or COM With Trinity Contrast Welt, Then Contact Customer Service For Pricing.</i></p> <p><i>Available: Facelift Fair & Square Collection</i></p>

Facelift Serpentine

LOUNGE / TANDEM / BENCHES / TABLES

Effective: August 1, 2022

T R I N I T Y

Date:

Page:

Modification:

Description:




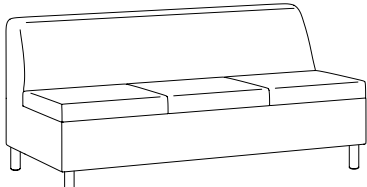
DESCRIPTION:

- Upholstery Frames: Plywood & Hardwood
- Seat: High Density Polyurethane Foam Over Sheet Webbing
- Back: High Density Polyurethane Foam Over Strap Webbing
- Upholstered Covers: Attached w/ Velcro / Removable For Maintenance
- Antimicrobial Moisture Barrier Fully Encapsulates All Foam Areas
- Ganging Straps Standard
- Brushed Aluminum Round Legs Standard / Removable For Maintenance
- Leather Upholstery Is Not Available
- Lifetime Warranty

OPTIONS:

(See Facelift Serpentine Options Pages)

Feather Down & Polyester Pillows Available (See Page 5)

LOUNGE / TANDEM	ITEM #:	SPECIFICATIONS GRADES LIST PRICES:													
STRAIGHT LOUNGE SECTION / FULLY UPHOLSTERED 		Overall: 22"w 30"d 32"h	Arm: n/a	COM: 2.5 yds.											
		Seat: 22"w 19.5"d 18"h	Weight: 45 lbs.	COL: n/a											
			COM	COL	1	2	3	4	5	6	7	8	9	10	L1
	1571	1133	N/A	1195	1257	1319	1381	1443	1505	1566	1628	1690	1752	N/A	N/A
		<i>Tight Seat & Back / Removable Upholstery</i>													
	1571-R	166	N/A	281	343	404	466	528	590	652	714	775	837	N/A	N/A
		<i>Replacement Upholstery Covers</i>													
STRAIGHT BARIATRIC LOUNGE SECTION / FULLY UPHOLSTERED 		Overall: 30"w 30"d 32"h	Arm: n/a	COM: 3 yds.											
		Seat: 30"w 19.5"d 18"h	Weight: 65 lbs.	COL: n/a											
			COM	COL	1	2	3	4	5	6	7	8	9	10	L1
	1571-X	1238	N/A	1322	1397	1473	1549	1624	1700	1775	1851	1927	2002	N/A	N/A
		<i>Tight Seat & Back / Removable Upholstery</i>													
	1571-XR	172	N/A	314	389	465	540	616	692	767	843	918	994	N/A	N/A
		<i>Replacement Upholstery Covers</i>													
STRAIGHT TWO PLACE LOUNGE SECTION / FULLY UPHOLSTERED 		Overall: 44"w 30"d 32"h	Arm: n/a	COM: 4.25 yds.											
		Seat: 44"w 19.5"d 18"h	Weight: 80 lbs.	COL: n/a											
			COM	COL	1	2	3	4	5	6	7	8	9	10	L1
	1572	1748	N/A	1872	1982	2092	2202	2312	2422	2532	2642	2752	2862	N/A	N/A
		<i>Tight Seat & Back / Removable Upholstery</i>													
	1572-R	182	N/A	392	502	612	722	832	942	1052	1162	1272	1381	N/A	N/A
		<i>Replacement Upholstery Covers</i>													
STRAIGHT THREE PLACE LOUNGE SECTION / FULLY UPHOLSTERED 		Overall: 66"w 30"d 32"h	Arm: n/a	COM: 5.5 yds.											
		Seat: 66"w 19.5"d 18"h	Weight: 95 lbs.	COL: n/a											
			COM	COL	1	2	3	4	5	6	7	8	9	10	L1
	1573	2394	N/A	2552	2696	2840	2985	3129	3273	3418	3562	3706	3851	N/A	N/A
		<i>Tight Seat & Back / Removable Upholstery</i>													
	1573-R	238	N/A	514	658	803	947	1091	1236	1380	1524	1668	1813	N/A	N/A
		<i>Replacement Upholstery Covers</i>													





DESCRIPTION:

- Upholstery Frames: Plywood & Hardwood
- Seat: High Density Polyurethane Foam Over Sheet Webbing
- Back: High Density Polyurethane Foam Over Strap Webbing
- Upholstered Covers: Attached w/ Velcro / Removable For Maintenance
- Antimicrobial Moisture Barrier Fully Encapsulates All Foam Areas
- Ganging Straps Standard
- Brushed Aluminum Round Legs Standard / Removable For Maintenance
- Leather Upholstery Is Not Available
- Lifetime Warranty

OPTIONS:

(See Facelift Serpentine Options Pages)

Feather Down & Polyester Pillows Available (See Page 5)

TANDEM	ITEM #:	SPECIFICATIONS GRADES LIST PRICES:													
		Overall: 34"w 30"d 32"h		Arm: n/a		COM: 3.25 yds.									
		Seat: 28"w 19.5"d 18"h		Weight: 50 lbs.		COL: n/a									
		COM	COL	1	2	3	4	5	6	7	8	9	10	L1	L2
	1574	1366	N/A	1457	1539	1622	1704	1786	1869	1951	2034	2116	2199	N/A	N/A
		<i>Tight Seat & Back / 60" Radius / Removable Upholstery</i>													
	1574-R	184	N/A	339	421	504	586	669	751	669	731	793	854	N/A	N/A
		<i>Replacement Upholstery Covers</i>													
		Overall: 34"w 30"d 32"h		Arm: n/a		COM: 3.25 yds.									
		Seat: 34"w 19.5"d 18"h		Weight: 45 lbs.		COL: n/a									
		COM	COL	1	2	3	4	5	6	7	8	9	10	L1	L2
	1575	1293	N/A	1387	1470	1552	1635	1717	1800	1882	1965	2047	2130	N/A	N/A
		<i>Tight Seat & Back / 60" Radius / Removable Upholstery</i>													
	1575-R	169	N/A	325	407	490	572	655	737	820	902	984	1067	N/A	N/A
		<i>Replacement Upholstery Covers</i>													
		Overall: 32"w 30"d 32"h		Arm: n/a		COM: 2.75 yds.									
		Seat: 25.5"w 19.5"d 18"h		Weight: 50 lbs.		COL: n/a									
		COM	COL	1	2	3	4	5	6	7	8	9	10	L1	L2
	1576	1244	N/A	1314	1382	1451	1520	1589	1657	1726	1795	1863	1932	N/A	N/A
		<i>Tight Seat & Back / 30" Radius / Removable Upholstery</i>													
	1576-R	178	N/A	306	375	443	512	581	650	718	787	856	925	N/A	N/A
		<i>Replacement Upholstery Covers</i>													
		Overall: 32"w 30"d 32"h		Arm: n/a		COM: 2.75 yds.									
		Seat: 32"w 19.5"d 18"h		Weight: 45 lbs.		COL: n/a									
		COM	COL	1	2	3	4	5	6	7	8	9	10	L1	L2
	1577	1212	N/A	1283	1352	1420	1489	1558	1627	1695	1764	1833	1901	N/A	N/A
		<i>Tight Seat & Back / 30" Radius / Removable Upholstery</i>													
	1577-R	163	N/A	292	360	429	498	567	635	1309	1453	1598	1742	N/A	N/A
		<i>Replacement Upholstery Covers</i>													


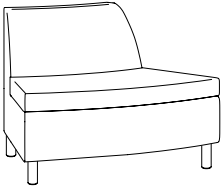


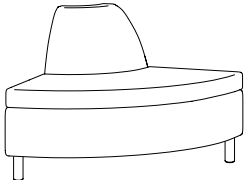
DESCRIPTION:

- Upholstery Frames: Plywood & Hardwood
- Seat: High Density Polyurethane Foam Over Sheet Webbing
- Back: High Density Polyurethane Foam Over Strap Webbing
- Upholstered Covers: Attached w/ Velcro / Removable For Maintenance
- Antimicrobial Moisture Barrier Fully Encapsulates All Foam Areas
- Ganging Straps Standard
- Brushed Aluminum Round Legs Standard / Removable For Maintenance
- Leather Upholstery Is Not Available
- Lifetime Warranty

OPTIONS:

(See Facelift Serpentine Options Pages)

Feather Down & Polyester Pillows Available (See Page 5)

TANDEM		ITEM #:	SPECIFICATIONS GRADES LIST PRICES:													
			Overall: 46.5"w 30"d 32"h			Arm: n/a			COM: 3.5 yds.							
			Seat: 37.5"w 19.5"d 18"h			Weight: 50 lbs.			COL: n/a							
			COM	COL	1	2	3	4	5	6	7	8	9	10	L1	L2
	1578		1696	N/A	1782	1871	1961	2050	2139	2229	2318	2407	2497	2586	N/A	N/A
			<i>Tight Seat & Back / 30" Radius / Removable Upholstery</i>													
	1578-R		208	N/A	375	465	554	643	733	822	911	1001	1090	1179	N/A	N/A
			<i>Replacement Upholstery Covers</i>													
			Overall: 46.5"w 30"d 32"h			Arm: n/a			COM: 3.25 yds.							
			Seat: 46.5"w 19.5"d 18"h			Weight: 50 lbs.			COL: n/a							
			COM	COL	1	2	3	4	5	6	7	8	9	10	L1	L2
	1579		1632	N/A	1708	1790	1873	1955	2037	2120	2202	2285	2367	2450	N/A	N/A
			<i>Tight Seat & Back / 30" Radius / Removable Upholstery</i>													
	1579-R		208	N/A	362	444	527	609	691	774	856	939	1021	1104	N/A	N/A
			<i>Replacement Upholstery Covers</i>													
			Overall: 30"w 30"d 32"h			Arm: n/a			COM: 3.5 yds.							
			Seat: 19.5"w 19.5"d 18"h			Weight: 80 lbs.			COL: n/a							
			COM	COL	1	2	3	4	5	6	7	8	9	10	L1	L2
	1580		1700	N/A	1731	1793	1855	1917	1978	2040	2102	2164	2226	2288	N/A	N/A
			<i>Tight Seat & Back / Removable Upholstery</i>													
	1580-R		236	N/A	443	553	663	773	883	993	718	779	841	903	N/A	N/A
			<i>Replacement Upholstery Covers</i>													
			Overall: 51"w 33"d 32"h			Arm: n/a			COM: 4 yds.							
			Seat: 37.5"w 19.5"d 18"h			Weight: 70 lbs.			COL: n/a							
			COM	COL	1	2	3	4	5	6	7	8	9	10	L1	L2
	1581		1967	N/A	2066	2169	2272	2375	2478	2581	2685	2788	2891	2994	N/A	N/A
			<i>Tight Seat & Back / 6" Radius / Removable Upholstery</i>													
	1581-R		223	N/A	348	417	486	554	623	692	761	829	898	967	N/A	N/A
			<i>Replacement Upholstery Covers</i>													
			Overall: 51"w 33"d 32"h			Arm: n/a			COM: 4 yds.							
			Seat: 51"w 19.5"d 18"h			Weight: 70 lbs.			COL: n/a							
			COM	COL	1	2	3	4	5	6	7	8	9	10	L1	L2
	1582		1770	N/A	1880	1983	2086	2189	2292	2395	2498	2601	2704	2808	N/A	N/A
			<i>Tight Seat & Back / 6" Radius / Removable Upholstery</i>													
	1582-R		213	N/A	380	470	559	649	738	827	917	1006	1095	1185	N/A	N/A
			<i>Replacement Upholstery Covers</i>													

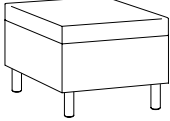
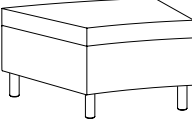
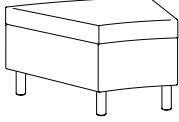
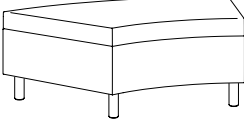
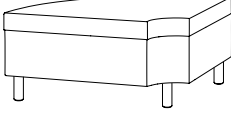
DESCRIPTION:

- Upholstery Frames: Plywood & Hardwood
- Seat: High Density Polyurethane Foam Over Sheet Webbing
- Upholstered Covers: Attached w/ Velcro / Removable For Maintenance
- Antimicrobial Moisture Barrier Fully Encapsulates All Foam Areas
- Ganging Straps Standard
- Brushed Aluminum Round Legs Standard / Removable For Maintenance
- Leather Upholstery Is Not Available
- Lifetime Warranty

OPTIONS:

(See Facelift Serpentine Options Pages)

Feather Down & Polyester Pillows Available (See Page 5)

BENCHES		ITEM #:	SPECIFICATIONS GRADES LIST PRICES:													
	BENCH / FULLY UPHOLSTERED		Overall: 30"w 22"d 18"h Seat: 30"w 22"d 18"h			Arm: n/a Weight: 20 lbs.			COM: 2 yds. COL: n/a							
			COM	COL	1	2	3	4	5	6	7	8	9	10	L1	L2
	1587		797	N/A	850	898	946	994	1042	1090	1139	1187	1235	1283	N/A	N/A
		<i>Tight Seat / Removable Upholstery</i>														
	1587-R	118	N/A	208	256	304	352	400	449	497	545	593	641	N/A	N/A	
		<i>Replacement Upholstery Covers</i>														
	22.5° BENCH WEDGE / FULLY UPHOLSTERED		Overall: 34"w 30"d 18"h Seat: 34"w 19.5"d 18"h			Arm: n/a Weight: 40 lbs.			COM: 2.25 yds. COL: n/a							
			COM	COL	1	2	3	4	5	6	7	8	9	10	L1	L2
	1588		975	N/A	1032	1087	1142	1197	1252	1306	1361	1416	1471	1526	N/A	N/A
		<i>Tight Seat / 60" Radius / Removable Upholstery</i>														
	1588-R	130	N/A	233	288	343	398	453	508	563	618	673	728	N/A	N/A	
		<i>Replacement Upholstery Covers</i>														
	30° BENCH WEDGE / FULLY UPHOLSTERED		Overall: 32"w 30"d 18"h Seat: 52"w 19.5"d 18"h			Arm: n/a Weight: 40 lbs.			COM: 1.75 yds. COL: n/a							
			COM	COL	1	2	3	4	5	6	7	8	9	10	L1	L2
	1589		925	N/A	957	998	1039	1081	1122	1163	1204	1246	1287	1328	N/A	N/A
		<i>Tight Seat / 30" Radius / Removable Upholstery</i>														
	1589-R	116	N/A	192	233	274	316	357	398	439	481	522	563	N/A	N/A	
		<i>Replacement Upholstery Covers</i>														
	45° BENCH WEDGE / FULLY UPHOLSTERED		Overall: 46.5"w 30"d 18"h Seat: 46.5"w 19.5"d 18"h			Arm: n/a Weight: 45 lbs.			COM: 2.5 yds. COL: n/a							
			COM	COL	1	2	3	4	5	6	7	8	9	10	L1	L2
	1590		1296	N/A	1349	1411	1473	1535	1596	1658	1720	1782	1844	1906	N/A	N/A
		<i>Tight Seat / 30" Radius / Removable Upholstery</i>														
	1590-R	149	N/A	265	326	388	450	512	574	636	698	759	821	N/A	N/A	
		<i>Replacement Upholstery Covers</i>														
	90° BENCH WEDGE / FULLY UPHOLSTERED		Overall: 51"w 33"d 18"h Seat: 51"w 19.5"d 18"h			Arm: n/a Weight: 50 lbs.			COM: 2.75 yds. COL: n/a							
			COM	COL	1	2	3	4	5	6	7	8	9	10	L1	L2
	1591		1413	N/A	1473	1542	1611	1679	1748	1817	1886	1954	2023	2092	N/A	N/A
		<i>Tight Seat / 6" Radius / Removable Upholstery</i>														
	1591-R	185	N/A	312	381	449	518	587	656	724	793	862	930	N/A	N/A	
		<i>Replacement Upholstery Covers</i>														

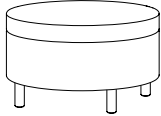
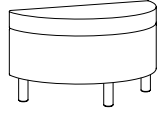
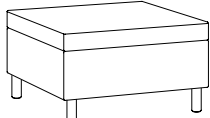
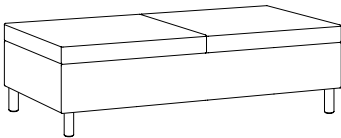
DESCRIPTION:

- Upholstery Frames: Plywood & Hardwood
- Seat: High Density Polyurethane Foam Over Sheet Webbing
- Upholstered Covers: Attached w/ Velcro / Removable For Maintenance
- Antimicrobial Moisture Barrier Fully Encapsulates All Foam Areas
- Ganging Straps Standard
- Brushed Aluminum Round Legs Standard / Removable For Maintenance
- Leather Upholstery Is Not Available
- Lifetime Warranty

OPTIONS:

(See Facelift Serpentine Options Pages)

Feather Down & Polyester Pillows Available (See Page 5)

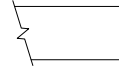
BENCHES		ITEM #:	SPECIFICATIONS GRADES LIST PRICES:													
ROUND BENCH / FULLY UPHOLSTERED 			Overall: 30" Diameter 18"h			Arm: n/a			COM: 2.5 yds.							
			Seat: 30"w 30"d 18"h			Weight: 30 lbs.			COL: n/a							
			COM	COL	1	2	3	4	5	6	7	8	9	10	L1	L2
	1592	1084	N/A	1149	1210	1272	1334	1396	1458	1520	1581	1643	1705	N/A	N/A	
		<i>Tight Seat / Removable Upholstery</i>														
	1592-R	119	N/A	236	298	359	421	483	545	607	669	731	792	N/A	N/A	
		<i>Replacement Upholstery Covers</i>														
HALF-ROUND BENCH / FULLY UPHOLSTERED 			Overall: 30"w 15"d 18"h			Arm: n/a			COM: 1.75 yds.							
			Seat: 30"w 15"d 18"h			Weight: 20 lbs.			COL: n/a							
			COM	COL	1	2	3	4	5	6	7	8	9	10	L1	L2
	1593	863	N/A	899	940	981	1023	1064	1105	1146	1187	1229	1270	N/A	N/A	
		<i>Tight Seat / 60" Radius / Removable Upholstery</i>														
	1593-R	116	N/A	192	233	274	315	357	398	439	480	522	563	N/A	N/A	
		<i>Replacement Upholstery Covers</i>														
FREESTANDING BENCH / FULLY UPHOLSTERED 			Overall: 30"w 30"d 18"h			Arm: n/a			COM: 1.5 yds.							
			Seat: 30"w 30"d 18"h			Weight: 30 lbs.			COL: n/a							
			COM	COL	1	2	3	4	5	6	7	8	9	10	L1	L2
	1594	1003	N/A	1196	1319	1443	1567	1690	1814	1938	2062	2185	2309	N/A	N/A	
		<i>Tight Seat / Removable Upholstery</i>														
	1594-R	118	N/A	180	215	249	283	318	352	386	421	455	489	N/A	N/A	
		<i>Replacement Upholstery Covers</i>														
FREESTANDING BENCH / FULLY UPHOLSTERED 			Overall: 60"w 30"d 18"h			Arm: n/a			COM: 5.25 yds.							
			Seat: 60"w 30"d 18"h			Weight: 60 lbs.			COL: n/a							
			COM	COL	1	2	3	4	5	6	7	8	9	10	L1	L2
	1595	1727	1899	1907	2045	2182	2320	2457	2595	2732	2870	3007	3144	N/A	N/A	
		<i>Tight Seat / Removable Upholstery</i>														
	1595-R	166	182	431	569	706	844	981	1119	1256	1394	1531	1668	N/A	N/A	
		<i>Replacement Upholstery Covers</i>														

DESCRIPTION:

- Upholstery Frames: Plywood & Hardwood
- Upholstered Covers: Attached w/ Velcro / Removable For Maintenance
- Antimicrobial Moisture Barrier Fully Encapsulates All Foam Areas
- Ganging Straps Standard
- Brushed Aluminum Round Legs Standard / Removable For Maintenance
- High Pressure Laminate Top - Self Edge
- Leather Upholstery Is Not Available
- Lifetime Warranty

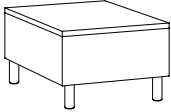
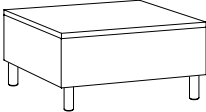
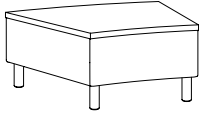
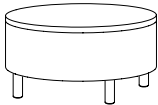
OPTIONS:

(See Facelift Serpentine Options Pages)



Square Edge Profile Standard

TABLES

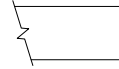
ITEM #:	SPECIFICATIONS GRADES LIST PRICES:													
STRAIGHT TABLE / FREESTANDING OR CONNECTING 	Overall: 30"w 22"d 16"h			Arm: n/a					COM: 1.25 yds.					
	Seat: n/a			Weight: 55 lbs.					COL: n/a					
	COM	COL	1	2	3	4	5	6	7	8	9	10	L1	L2
	152230-L	1036	N/A	1054	1082	1110	1138	1166	1194	1222	1250	1278	1306	N/A
	<i>High Pressure Laminate Face</i>													
152230-C	1513	N/A	1522	1550	1578	1606	1634	1662	1691	1719	1747	1775	N/A	N/A
	<i>Solid Surface Face (Glacier White)</i>													
152230-R	100	N/A	149	177	204	232	259	287	314	342	369	397	N/A	N/A
	<i>Replacement Upholstery Covers</i>													
STRAIGHT TABLE / FREESTANDING OR CONNECTING 	Overall: 30"w 30"d 16"h			Arm: n/a					COM: 1.25 yds.					
	Seat: n/a			Weight: 60 lbs.					COL: n/a					
	COM	COL	1	2	3	4	5	6	7	8	9	10	L1	L2
	153030-L	1127	N/A	1141	1169	1197	1225	1253	1281	1309	1337	1365	1393	N/A
	<i>High Pressure Laminate Face</i>													
153030-C	1918	N/A	1920	1949	1977	2005	2033	2062	2090	2118	2146	2175	N/A	N/A
	<i>Solid Surface Face (Glacier White)</i>													
153030-R	110	N/A	159	187	214	242	269	297	324	352	379	407	N/A	N/A
	<i>Replacement Upholstery Covers</i>													
22.5° TABLE WEDGE / FREESTANDING OR CONNECTING 	Overall: 34"w 30"d 16"h			Arm: n/a					COM: 1.25 yds.					
	Seat: n/a			Weight: 65 lbs.					COL: n/a					
	COM	COL	1	2	3	4	5	6	7	8	9	10	L1	L2
	1522DG60-L	1408	N/A	1412	1440	1468	1496	1524	1552	1580	1608	1636	1664	N/A
	<i>High Pressure Laminate Face / 60" Radius</i>													
1522DG60-C	2239	N/A	2246	2274	2303	2331	2359	2388	2416	2445	2473	2502	N/A	N/A
	<i>Solid Surface Face (Glacier White) / 60" Radius</i>													
1522DG60-R	117	N/A	166	193	221	248	276	303	330	358	385	413	N/A	N/A
	<i>Replacement Upholstery Covers</i>													
ROUND COFFEE TABLE / FREESTANDING 	Overall: 30" Diameter 16"h			Arm: n/a					COM: 1.25 yds.					
	Seat: 18"h			Weight: 55 lbs.					COL: n/a					
	COM	COL	1	2	3	4	5	6	7	8	9	10	L1	L2
	1530D16-L	1230	N/A	1241	1269	1297	1325	1353	1381	1409	1437	1465	1493	N/A
	<i>High Pressure Laminate Face / Round</i>													
1530D16-C	2143	N/A	2148	2176	2204	2233	2261	2290	2318	2346	2375	2403	N/A	N/A
	<i>Solid Surface Face (Glacier White) / Round</i>													
1530D16-R	117	N/A	166	193	221	248	276	303	331	358	386	413	N/A	N/A
	<i>Replacement Upholstery Covers</i>													

DESCRIPTION:

- Upholstery Frames: Plywood & Hardwood
- Upholstered Covers: Attached w/ Velcro / Removable For Maintenance
- Antimicrobial Moisture Barrier Fully Encapsulates All Foam Areas
- Ganging Straps Standard
- Brushed Aluminum Round Legs Standard / Removable For Maintenance
- High Pressure Laminate Top - Self Edge
- Leather Upholstery Is Not Available
- Lifetime Warranty


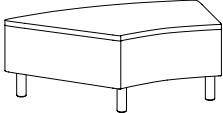
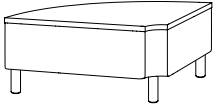
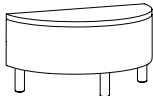
OPTIONS:

(See Facelift Serpentine Options Pages)








Square Edge Profile Standard




TABLES

ITEM #:		SPECIFICATIONS GRADES LIST PRICES:													
<p>STRAIGHT TABLE / FREESTANDING OR CONNECTING</p> 		Overall: 32"w 30"d 16"h			Arm: n/a			COM: 1.25 yds.							
		Seat: n/a			Weight: 60 lbs.			COL: n/a							
		COM	COL	1	2	3	4	5	6	7	8	9	10	L1	L2
	1530DG30-L	1256	N/A	1265	1293	1321	1349	1377	1405	1433	1461	1489	1517	N/A	N/A
		<i>High Pressure Laminate Face / 30" Radius</i>													
	1530DG30-C	2221	N/A	2224	2252	2280	2309	2337	2366	2394	2422	2451	2479	N/A	N/A
		<i>Solid Surface Face (Glacier White) / 30" Radius</i>													
	1530DG30-R	107	N/A	156	184	211	239	266	294	321	348	376	403	N/A	N/A
		<i>Replacement Upholstery Covers</i>													
<p>STRAIGHT TABLE / FREESTANDING OR CONNECTING</p> 		Overall: 46.5"w 30"d 16"h			Arm: n/a			COM: 1.25 yds.							
		Seat: n/a			Weight: 95 lbs.			COL: n/a							
		COM	COL	1	2	3	4	5	6	7	8	9	10	L1	L2
	1545DG30-L	1796	N/A	1799	1827	1855	1884	1912	1940	1968	1996	2025	2053	N/A	N/A
		<i>High Pressure Laminate Face / 30" Radius</i>													
	1545DG30-C	3576	N/A	3579	3607	3636	3665	3693	3722	3751	3779	3808	3836	N/A	N/A
		<i>Solid Surface Face (Glacier White) / 30" Radius</i>													
	1545DG30-R	155	N/A	201	229	256	284	311	339	366	394	421	449	N/A	N/A
		<i>Replacement Upholstery Covers</i>													
<p>22.5° TABLE WEDGE / FREESTANDING OR CONNECTING</p> 		Overall: 51"w 32"d 16"h			Arm: n/a			COM: 2 yds.							
		Seat: n/a			Weight: 110 lbs.			COL: n/a							
		COM	COL	1	2	3	4	5	6	7	8	9	10	L1	L2
	1590DG6-L	1789	N/A	1797	1846	1894	1943	1991	2039	2088	2136	2184	2233	N/A	N/A
		<i>High Pressure Laminate Face / 6" Radius</i>													
	1590DG6-C	3190	N/A	3194	3243	3293	3342	3391	3441	3490	3539	3589	3638	N/A	N/A
		<i>Solid Surface Face (Glacier White) / 6" Radius</i>													
	1590DG6-R	173	N/A	260	308	356	405	453	501	549	597	645	693	N/A	N/A
		<i>Replacement Upholstery Covers</i>													
<p>HALF ROUND COFFEE TABLE / FREESTANDING</p> 		Overall: 30"w 15"d 16"h			Arm: n/a			COM: 1 yd.							
		Seat: n/a			Weight: 40 lbs.			COL: n/a							
		COM	COL	1	2	3	4	5	6	7	8	9	10	L1	L2
	15180DG16-L	1091	N/A	1092	1113	1134	1155	1176	1197	1218	1239	1260	1281	N/A	N/A
		<i>High Pressure Laminate Face</i>													
	15180DG16-C	1480	N/A	1481	1502	1524	1545	1566	1587	1608	1630	1651	1672	N/A	N/A
		<i>Solid Surface Face (Glacier White)</i>													
	15180DG16-R	106	N/A	182	223	265	306	347	388	430	471	512	553	N/A	N/A
		<i>Replacement Upholstery Covers</i>													

Configuration Examples



ARM CAPS	OPTION #:	SPECIFICATIONS LIST PRICES AVAILABILITY:														
<p>FULLY UPHOLSTERED ARM</p> 		<p>Overall: 2.5"w 30.5"d 18"h COM: 1.5 yds.</p>														
		<table border="1"> <thead> <tr> <th>COM</th> <th>COL</th> <th>1</th> <th>2</th> <th>3</th> <th>4</th> <th>5</th> <th>6</th> <th>7</th> <th>8</th> <th>9</th> <th>10</th> <th>L1</th> <th>L2</th> </tr> </thead> </table>	COM	COL	1	2	3	4	5	6	7	8	9	10	L1	L2
	COM	COL	1	2	3	4	5	6	7	8	9	10	L1	L2		
	A1	<table border="1"> <tbody> <tr> <td>215</td> <td>N/A</td> <td>271</td> <td>307</td> <td>340</td> <td>377</td> <td>411</td> <td>447</td> <td>483</td> <td>518</td> <td>554</td> <td>589</td> <td>N/A</td> <td>N/A</td> </tr> </tbody> </table> <p>Fully Upholstered Arm (Specify Fabric)</p>	215	N/A	271	307	340	377	411	447	483	518	554	589	N/A	N/A
215	N/A	271	307	340	377	411	447	483	518	554	589	N/A	N/A			
A1-R	<table border="1"> <tbody> <tr> <td>67</td> <td>N/A</td> <td>135</td> <td>171</td> <td>206</td> <td>243</td> <td>279</td> <td>315</td> <td>350</td> <td>388</td> <td>422</td> <td>460</td> <td>N/A</td> <td>N/A</td> </tr> </tbody> </table> <p>Replacement Upholstery Covers</p>	67	N/A	135	171	206	243	279	315	350	388	422	460	N/A	N/A	
67	N/A	135	171	206	243	279	315	350	388	422	460	N/A	N/A			
		<p>Available: Facelift Serpentine Lounge Units</p>														
<p>UPHOLSTERED ARM / EXPOSED WOOD ARM CAP</p> 		<p>Overall: 2.5"w 30.5"d 18.5"h COM: 1.5 yds.</p>														
		<table border="1"> <thead> <tr> <th>COM</th> <th>COL</th> <th>1</th> <th>2</th> <th>3</th> <th>4</th> <th>5</th> <th>6</th> <th>7</th> <th>8</th> <th>9</th> <th>10</th> <th>L1</th> <th>L2</th> </tr> </thead> </table>	COM	COL	1	2	3	4	5	6	7	8	9	10	L1	L2
	COM	COL	1	2	3	4	5	6	7	8	9	10	L1	L2		
	A1W	<table border="1"> <tbody> <tr> <td>292</td> <td>N/A</td> <td>348</td> <td>383</td> <td>418</td> <td>455</td> <td>489</td> <td>524</td> <td>559</td> <td>595</td> <td>631</td> <td>666</td> <td>N/A</td> <td>N/A</td> </tr> </tbody> </table> <p>Upholstered Arm / Exposed Wood Arm Cap (Specify Fabric & Finish)</p>	292	N/A	348	383	418	455	489	524	559	595	631	666	N/A	N/A
292	N/A	348	383	418	455	489	524	559	595	631	666	N/A	N/A			
A1W-R	<table border="1"> <tbody> <tr> <td>67</td> <td>N/A</td> <td>135</td> <td>171</td> <td>206</td> <td>243</td> <td>279</td> <td>315</td> <td>350</td> <td>388</td> <td>422</td> <td>460</td> <td>N/A</td> <td>N/A</td> </tr> </tbody> </table> <p>Replacement Upholstery Covers</p>	67	N/A	135	171	206	243	279	315	350	388	422	460	N/A	N/A	
67	N/A	135	171	206	243	279	315	350	388	422	460	N/A	N/A			
		<p>Available: Facelift Serpentine Lounge Units</p>														
<p>UPHOLSTERED ARM / CONTRASTING FABRIC / VINYL ARM CAP</p> 		<p>Overall: 2.5"w 30.5"d 18"h COM: 1.5 yds.</p>														
		<table border="1"> <thead> <tr> <th>COM</th> <th>COL</th> <th>1</th> <th>2</th> <th>3</th> <th>4</th> <th>5</th> <th>6</th> <th>7</th> <th>8</th> <th>9</th> <th>10</th> <th>L1</th> <th>L2</th> </tr> </thead> </table>	COM	COL	1	2	3	4	5	6	7	8	9	10	L1	L2
	COM	COL	1	2	3	4	5	6	7	8	9	10	L1	L2		
	A1U	<table border="1"> <tbody> <tr> <td>275</td> <td>N/A</td> <td>332</td> <td>366</td> <td>402</td> <td>437</td> <td>471</td> <td>509</td> <td>542</td> <td>580</td> <td>615</td> <td>650</td> <td>N/A</td> <td>N/A</td> </tr> </tbody> </table> <p>Upholstered Arm / Contrasting Fabric / Vinyl Arm Cap (Specify Fabric & Vinyl)</p>	275	N/A	332	366	402	437	471	509	542	580	615	650	N/A	N/A
275	N/A	332	366	402	437	471	509	542	580	615	650	N/A	N/A			
A1U-R	<table border="1"> <tbody> <tr> <td>67</td> <td>N/A</td> <td>135</td> <td>171</td> <td>206</td> <td>243</td> <td>279</td> <td>315</td> <td>350</td> <td>388</td> <td>422</td> <td>460</td> <td>N/A</td> <td>N/A</td> </tr> </tbody> </table> <p>Replacement Upholstery Covers</p>	67	N/A	135	171	206	243	279	315	350	388	422	460	N/A	N/A	
67	N/A	135	171	206	243	279	315	350	388	422	460	N/A	N/A			
		<p>Available: Facelift Serpentine Lounge Units</p>														
<p>INTERIM UPHOLSTERED ARM / EXPOSED WOOD ARM CAP</p> 		<p>Overall: 3"w 13.5"d 6"h COM: .75 yds.</p>														
		<table border="1"> <thead> <tr> <th>COM</th> <th>COL</th> <th>1</th> <th>2</th> <th>3</th> <th>4</th> <th>5</th> <th>6</th> <th>7</th> <th>8</th> <th>9</th> <th>10</th> <th>L1</th> <th>L2</th> </tr> </thead> </table>	COM	COL	1	2	3	4	5	6	7	8	9	10	L1	L2
	COM	COL	1	2	3	4	5	6	7	8	9	10	L1	L2		
	A2W	<table border="1"> <tbody> <tr> <td>289</td> <td>N/A</td> <td>300</td> <td>314</td> <td>327</td> <td>341</td> <td>356</td> <td>369</td> <td>384</td> <td>398</td> <td>413</td> <td>427</td> <td>N/A</td> <td>N/A</td> </tr> </tbody> </table> <p>Interim Upholstered Arm / Exposed Wood Arm Cap (Specify Fabric & Finish)</p>	289	N/A	300	314	327	341	356	369	384	398	413	427	N/A	N/A
289	N/A	300	314	327	341	356	369	384	398	413	427	N/A	N/A			
A2W-R	<table border="1"> <tbody> <tr> <td>54</td> <td>N/A</td> <td>79</td> <td>94</td> <td>108</td> <td>122</td> <td>137</td> <td>151</td> <td>166</td> <td>180</td> <td>194</td> <td>210</td> <td>N/A</td> <td>N/A</td> </tr> </tbody> </table> <p>Replacement Upholstery Covers</p>	54	N/A	79	94	108	122	137	151	166	180	194	210	N/A	N/A	
54	N/A	79	94	108	122	137	151	166	180	194	210	N/A	N/A			
		<p>Available: Facelift Serpentine Lounge & Wedge Units</p>														

ARM CAPS / TABLET ARMS	OPTION #:	SPECIFICATIONS LIST PRICES AVAILABILITY:																																																																																																
<p data-bbox="87 170 570 231">INTERIM UPHOLSTERED ARM / CONTRASTING FABRIC / VINYL ARM CAP</p> 	<p data-bbox="570 170 1537 231">Overall: 3"w 13.5"d 6"h COM: .75 yds.</p>																																																																																																	
	<table border="1" data-bbox="570 231 1537 304"> <thead> <tr> <th>COM</th> <th>COL</th> <th>1</th> <th>2</th> <th>3</th> <th>4</th> <th>5</th> <th>6</th> <th>7</th> <th>8</th> <th>9</th> <th>10</th> <th>L1</th> <th>L2</th> </tr> </thead> </table>	COM	COL	1	2	3	4	5	6	7	8	9	10	L1	L2																																																																																			
	COM	COL	1	2	3	4	5	6	7	8	9	10	L1	L2																																																																																				
<table border="1" data-bbox="570 304 1537 625"> <tbody> <tr> <td data-bbox="570 304 617 346">A2U</td> <td data-bbox="617 304 665 346">246</td> <td data-bbox="665 304 714 346">N/A</td> <td data-bbox="714 304 763 346">256</td> <td data-bbox="763 304 812 346">271</td> <td data-bbox="812 304 860 346">285</td> <td data-bbox="860 304 909 346">299</td> <td data-bbox="909 304 958 346">312</td> <td data-bbox="958 304 1006 346">327</td> <td data-bbox="1006 304 1055 346">340</td> <td data-bbox="1055 304 1104 346">355</td> <td data-bbox="1104 304 1153 346">368</td> <td data-bbox="1153 304 1201 346">373</td> <td data-bbox="1201 304 1250 346">N/A</td> <td data-bbox="1250 304 1299 346">N/A</td> </tr> <tr> <td colspan="15" data-bbox="570 346 1537 378"><i>Interim Upholstered Arm / Contrasting Fabric / Vinyl Arm Cap (Specify Fabric & Vinyl)</i></td> </tr> <tr> <td data-bbox="570 378 617 420">A2U-R</td> <td data-bbox="617 378 665 420">54</td> <td data-bbox="665 378 714 420">N/A</td> <td data-bbox="714 378 763 420">79</td> <td data-bbox="763 378 812 420">94</td> <td data-bbox="812 378 860 420">108</td> <td data-bbox="860 378 909 420">122</td> <td data-bbox="909 378 958 420">137</td> <td data-bbox="958 378 1006 420">151</td> <td data-bbox="1006 378 1055 420">166</td> <td data-bbox="1055 378 1104 420">177</td> <td data-bbox="1104 378 1153 420">194</td> <td data-bbox="1153 378 1201 420">210</td> <td data-bbox="1201 378 1250 420">N/A</td> <td data-bbox="1250 378 1299 420">N/A</td> </tr> <tr> <td colspan="15" data-bbox="570 420 1537 451"><i>Replacement Upholstery Covers</i></td> </tr> <tr> <td colspan="15" data-bbox="570 483 1537 514">Available: Facelift Serpentine Lounge & Wedge Units</td> </tr> </tbody> </table>	A2U	246	N/A	256	271	285	299	312	327	340	355	368	373	N/A	N/A	<i>Interim Upholstered Arm / Contrasting Fabric / Vinyl Arm Cap (Specify Fabric & Vinyl)</i>															A2U-R	54	N/A	79	94	108	122	137	151	166	177	194	210	N/A	N/A	<i>Replacement Upholstery Covers</i>															Available: Facelift Serpentine Lounge & Wedge Units																																					
A2U	246	N/A	256	271	285	299	312	327	340	355	368	373	N/A	N/A																																																																																				
<i>Interim Upholstered Arm / Contrasting Fabric / Vinyl Arm Cap (Specify Fabric & Vinyl)</i>																																																																																																		
A2U-R	54	N/A	79	94	108	122	137	151	166	177	194	210	N/A	N/A																																																																																				
<i>Replacement Upholstery Covers</i>																																																																																																		
Available: Facelift Serpentine Lounge & Wedge Units																																																																																																		
<p data-bbox="87 636 570 672">UPHOLSTERED / URETHANE TASK ARM</p> 	<p data-bbox="570 636 1537 703">Overall: 3.25"w 9.5"d 18"h COM: .75 yds.</p>																																																																																																	
	<table border="1" data-bbox="570 703 1537 766"> <thead> <tr> <th>COM</th> <th>COL</th> <th>1</th> <th>2</th> <th>3</th> <th>4</th> <th>5</th> <th>6</th> <th>7</th> <th>8</th> <th>9</th> <th>10</th> <th>L1</th> <th>L2</th> </tr> </thead> </table>	COM	COL	1	2	3	4	5	6	7	8	9	10	L1	L2																																																																																			
	COM	COL	1	2	3	4	5	6	7	8	9	10	L1	L2																																																																																				
	<table border="1" data-bbox="570 766 1537 840"> <tbody> <tr> <td data-bbox="570 766 617 808">A3</td> <td data-bbox="617 766 665 808">226</td> <td data-bbox="665 766 714 808">N/A</td> <td data-bbox="714 766 763 808">241</td> <td data-bbox="763 766 812 808">256</td> <td data-bbox="812 766 860 808">270</td> <td data-bbox="860 766 909 808">284</td> <td data-bbox="909 766 958 808">298</td> <td data-bbox="958 766 1006 808">313</td> <td data-bbox="1006 766 1055 808">328</td> <td data-bbox="1055 766 1104 808">342</td> <td data-bbox="1104 766 1153 808">356</td> <td data-bbox="1153 766 1201 808">370</td> <td data-bbox="1201 766 1250 808">N/A</td> <td data-bbox="1250 766 1299 808">N/A</td> </tr> <tr> <td colspan="15" data-bbox="570 808 1537 840"><i>Outside Upholstered Task Arm (Specify Fabric Or Vinyl)</i></td> </tr> <tr> <td data-bbox="570 840 617 882">A4</td> <td data-bbox="617 840 665 882">178</td> <td data-bbox="665 840 714 882">N/A</td> <td data-bbox="714 840 763 882">193</td> <td data-bbox="763 840 812 882">208</td> <td data-bbox="812 840 860 882">224</td> <td data-bbox="860 840 909 882">239</td> <td data-bbox="909 840 958 882">253</td> <td data-bbox="958 840 1006 882">268</td> <td data-bbox="1006 840 1055 882">282</td> <td data-bbox="1055 840 1104 882">296</td> <td data-bbox="1104 840 1153 882">310</td> <td data-bbox="1153 840 1201 882">324</td> <td data-bbox="1201 840 1250 882">N/A</td> <td data-bbox="1250 840 1299 882">N/A</td> </tr> <tr> <td colspan="15" data-bbox="570 882 1537 913"><i>Inside Upholstered Task Arm (Specify Fabric Or Vinyl)</i></td> </tr> <tr> <td data-bbox="570 913 1537 976"> <p data-bbox="570 913 1537 976">A5 \$210 <i>Outside Urethane Task Arm (Black)</i></p> </td> </tr> <tr> <td data-bbox="570 976 1537 1039"> <p data-bbox="570 976 1537 1039">A6 \$157 <i>Inside Urethane Task Arm (Black)</i></p> </td> </tr> <tr> <td colspan="15" data-bbox="570 1050 1537 1081">Available: Facelift Serpentine Lounge & Wedge Units</td> </tr> <!-- Section 3: Pole Swivel Tablet Arm --> <tr> <td data-bbox="87 1098 570 2009" rowspan="4"> <p data-bbox="87 1098 570 1134">POLE SWIVEL TABLET ARM</p>  </td> <td data-bbox="570 1098 1537 1176"> <p data-bbox="570 1098 1537 1176">Overall: 14.25" Diameter 22.5"h</p> </td> </tr> <tr> <td data-bbox="570 1176 1537 1239"> <p data-bbox="570 1176 1537 1239">PT \$448 (Pole & Black Laminate Tablet)</p> </td> </tr> <tr> <td data-bbox="570 1239 1537 1291"> <p data-bbox="570 1239 1537 1291">ST-1 \$513 (Pole & Veneer Tablet)</p> </td> </tr> <tr> <td data-bbox="570 1291 1537 1344"> <p data-bbox="570 1291 1537 1344">ST-2 \$667 (Pole & White Solid Surface Tablet)</p> </td> </tr> <tr> <td colspan="15" data-bbox="570 1354 1537 1386">Available: Facelift Serpentine Lounge & Wedge End Units</td> </tr> </tbody> </table>	A3	226	N/A	241	256	270	284	298	313	328	342	356	370	N/A	N/A	<i>Outside Upholstered Task Arm (Specify Fabric Or Vinyl)</i>															A4	178	N/A	193	208	224	239	253	268	282	296	310	324	N/A	N/A	<i>Inside Upholstered Task Arm (Specify Fabric Or Vinyl)</i>															<p data-bbox="570 913 1537 976">A5 \$210 <i>Outside Urethane Task Arm (Black)</i></p>	<p data-bbox="570 976 1537 1039">A6 \$157 <i>Inside Urethane Task Arm (Black)</i></p>	Available: Facelift Serpentine Lounge & Wedge Units															<p data-bbox="87 1098 570 1134">POLE SWIVEL TABLET ARM</p> 	<p data-bbox="570 1098 1537 1176">Overall: 14.25" Diameter 22.5"h</p>	<p data-bbox="570 1176 1537 1239">PT \$448 (Pole & Black Laminate Tablet)</p>	<p data-bbox="570 1239 1537 1291">ST-1 \$513 (Pole & Veneer Tablet)</p>	<p data-bbox="570 1291 1537 1344">ST-2 \$667 (Pole & White Solid Surface Tablet)</p>	Available: Facelift Serpentine Lounge & Wedge End Units														
	A3	226	N/A	241	256	270	284	298	313	328	342	356	370	N/A	N/A																																																																																			
<i>Outside Upholstered Task Arm (Specify Fabric Or Vinyl)</i>																																																																																																		
A4	178	N/A	193	208	224	239	253	268	282	296	310	324	N/A	N/A																																																																																				
<i>Inside Upholstered Task Arm (Specify Fabric Or Vinyl)</i>																																																																																																		
<p data-bbox="570 913 1537 976">A5 \$210 <i>Outside Urethane Task Arm (Black)</i></p>																																																																																																		
<p data-bbox="570 976 1537 1039">A6 \$157 <i>Inside Urethane Task Arm (Black)</i></p>																																																																																																		
Available: Facelift Serpentine Lounge & Wedge Units																																																																																																		
<p data-bbox="87 1098 570 1134">POLE SWIVEL TABLET ARM</p> 	<p data-bbox="570 1098 1537 1176">Overall: 14.25" Diameter 22.5"h</p>																																																																																																	
	<p data-bbox="570 1176 1537 1239">PT \$448 (Pole & Black Laminate Tablet)</p>																																																																																																	
	<p data-bbox="570 1239 1537 1291">ST-1 \$513 (Pole & Veneer Tablet)</p>																																																																																																	
	<p data-bbox="570 1291 1537 1344">ST-2 \$667 (Pole & White Solid Surface Tablet)</p>																																																																																																	
Available: Facelift Serpentine Lounge & Wedge End Units																																																																																																		

LEGS / CASTERS / PUSH BAR	OPTION #:	SPECIFICATIONS LIST PRICES AVAILABILITY:
<p>BRUSHED ALUMINUM ROUND LEGS</p> 	<p>Overall: 2" Diameter 5"h</p> <hr/> <p>ARL Standard Leg On All Serpentine Units - No Charge (Brushed Aluminum Finish)</p> <p>Available: Facelift Serpentine Collection</p>	
<p>WOOD ROUND LEGS</p> 	<p>Overall: 1.75" Diameter 5"h</p> <hr/> <p>WR Deduct \$80 (Set Of 4) Wood Round Leg (Specify Finish)</p> <p>Available: Facelift Serpentine Collection</p>	
<p>CASTERS</p> 	<p>Overall: 3"w 4"d 4"h</p> <hr/> <p>CS \$108 (Set Of 2) Dual Wheel / Non-Locking Casters (Black Finish)</p> <p>CL \$122 (Set Of 2) Dual Wheel / Locking Casters (Black Finish)</p> <p>Available: Facelift Serpentine Lounge Units</p>	
<p>PUSH BAR</p> 	<p>Overall: 18.5"w 3.5"d 1"h</p> <hr/> <p>PB \$235 (Black Finish)</p> <p>Available: Facelift Serpentine Lounge Units</p>	

POWER / COVERS	OPTION #:	SPECIFICATIONS LIST PRICES AVAILABILITY:
<p>VERTICAL / HORIZONTAL MOUNT MODULE</p> 	<p>PM1</p>	<p><i>Overall: 5.25"w 1.25"d 4.25"h</i></p> <hr/> <p>\$836 (1-Power / 1-USB 2 Port Simplex Charger Standard) <i>Vertical / Horizontal Mount Power Module. Price Varies By Socket. Contact Customer Service For Quote. (Additional Colors Available)</i></p> <p><i>Available: Facelift Serpentine Collection</i></p>
<p>CONTRASTING COVERS</p> 	<p>CC</p>	<p>\$129</p> <p><i>NOTE: If Two Or More Upholsteries Or Leathers Are Used On Any Piece Of Furniture, Then A Contrast Charge Will Apply Per Order. When Using Trinity Upholstery, The Higher Priced Upholstery Grade Will Be Used In Pricing, Unless It's Trinity Leather With Fabric Contrast Welt, Or COM With Trinity Contrast Welt, Then Contact Customer Service For Pricing.</i></p> <p><i>Available: Facelift Serpentine Collection</i></p>

Facelift Tuxedo

LOUNGE SLEEPER

Effective: August 1, 2022

T R I N I T Y

Date:

Page:

Modification:

Description:

DESCRIPTION:

- Upholstery Frames: Plywood & Hardwood
- Seat: High Density Polyurethane Foam Over Sheet Webbing
- Back: High Density Poly-Dacron Foam Over Hardwood Plywood
- Upholstered Covers: Attached w/ Velcro / Removable For Maintenance (Seat Only)
- Antimicrobial Moisture Barrier Fully Encapsulates Seat Area
- Removable Bolster Pillows (2)
- Double Needle Stitching Standard
- Wood Legs Front / Casters Rear
- Leather Upholstery Not Available / Storage Drawer Not Available
- Lifetime Warranty

OPTIONS:

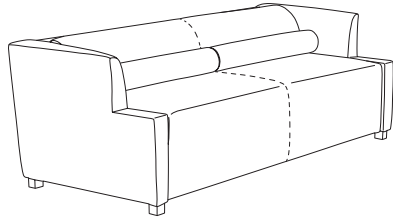
- ASL Aluminum Square Legs (Set Of 4).....\$348
- ARL Brushed Aluminum Round Legs (Set Of 4).....\$353
- SLC Swivel Locking Casters (Set Of 4).....\$292
- Surface Caps..... SEE OPTIONS
- Pole Swivel Tablet Arm..... SEE OPTIONS
- PM1 Power/Data Module (1-Power / 1-USB 2 Port Simplex Charger)\$691
- Feather Down & Polyester Pillows Available (See Page 5)

LOUNGE SLEEPER

ITEM #:

SPECIFICATIONS | GRADES | LIST PRICES:

SLEEPER / FULLY UPHOLSTERED



Overall: 87" w 36" d 28" h **Arm:** 28" h **COM:** 10.25 yds.
Seat: 76" w 30" d 18" h **Weight:** 185 lbs. **COL:** n/a

COM	COL	1	2	3	4	5	6	7	8	9	10	L1	L2
4165	N/A	4431	4678	4925	5172	5419	5666	5913	6160	6406	6653	N/A	N/A

Tight Seat & Back / Removable Upholstery (Seat Only)

1603-R

Call For Pricing
 Replacement Seat Upholstery








Our Tuxedo Lounge reveals a fully suspended adult sleep surface by simply raising the back cushion; a transformation requiring no additional space in the patient room.



Closed Sitting Position:



Open Sleep Position:

LEGS / CASTERS / SURFACE CAPS / TABLET ARMS / POWER / COVERS	OPTION #:	SPECIFICATIONS LIST PRICES AVAILABILITY:
ALUMINUM SQUARE LEGS 		Overall: 2.25"w 2.25"d 2.25"h
	ASL	\$348 (Set Of 4) <i>(Brushed Finish)</i> Available: Facelift Tuxedo Collection
BRUSHED ALUMINUM ROUND LEGS 		Overall: 2" Diameter 5"h
	ARL	\$353 (Set Of 4) <i>(Brushed Aluminum Finish)</i> Available: Facelift Tuxedo Collection
SWIVEL LOCKING CASTERS 		Overall: 3"h
	SLC	\$292 (Set Of 4) <i>(Swivel Locking Plastic Casters)</i> NOTE: Casters Are Recessed Under The Sofa Unit And Will Not Be Visible Available: Facelift Tuxedo Collection
SURFACE CAPS  Surface Caps For Back & Arms Shown In White Solid Surface	CSC-1	\$570 (Back & Arms) <i>Solid Surface (White)</i>
	CSC-2	\$197 (Arms Only) <i>Solid Surface (White)</i>
	PSC-1	\$359 (Back & Arms) <i>Polyester (Black Standard / Additional Colors Available)</i>
	PSC-2	\$132 (Arms Only) <i>Polyester (Black Standard / Additional Colors Available)</i>
		Available: Facelift Tuxedo Collection
POLE SWIVEL TABLET ARM 		Overall: 14.25" Diameter 22.5"h
	PT	\$440 (Pole & Black Laminate Tablet)
	ST-1	\$503 (Pole & Veneer Tablet)
	ST-2	\$654 (Pole & White Solid Surface Tablet) Available: Facelift Serpentine Lounge & Wedge End Units
POWER / DATA MODULE 		Overall: 5.25"w 1.25"d 4.25"h
	PM1	\$691 (1-Power / 1-USB 2 Port Simplex Charger Standard) <i>Vertical / Horizontal Mount Power Module. Price Varies By Socket. Contact Customer Service For Quote. (Additional Colors Available)</i> Available: Facelift Tuxedo Collection
CONTRASTING COVERS 		Overall: N/A
	CC	\$129 <i>NOTE: If Two Or More Upholsteries Or Leathers Are Used On Any Piece Of Furniture, Then A Contrast Charge Will Apply Per Order. When Using Trinity Upholstery, The Higher Priced Upholstery Grade Will Be Used In Pricing, Unless It's Trinity Leather With Fabric Contrast Welt, Or COM With Trinity Contrast Welt, Then Contact Customer Service For Pricing.</i> Available: Facelift Tuxedo Collection

Facelift Prime

LOUNGE

Effective: August 1, 2022

T R I N I T Y

Date:

Page:

Modification:

Description:




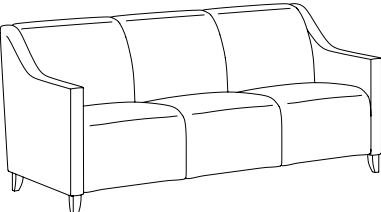
DESCRIPTION:

- Upholstery Frames: Steel, Plywood & Hardwood
- Seat: High Density Polyurethane Foam Over Strap Webbing
- Back: High Density Polyurethane Foam Over Sinuous Wire Springs
- Upholstered Covers: Attached w/ Velcro / Removable For Maintenance
- Exposed Wood Legs: Solid Hardwood / Removable For Maintenance
- Antimicrobial Moisture Barrier Fully Encapsulates All Foam Areas
- Leather Upholstery Not Available
- Lifetime Warranty

OPTIONS:

- WAC-1 Solid Wood Arm Caps (Set Of 2)\$154
- UAC-1 Black Urethane Arm Caps (Set Of 2).....\$205
- ARL Brushed Aluminum Round Legs (Set Of 4).....\$353
- PM1 Power/Data Module (1-Power / 1-USB 2 Port Simplex Charger)\$836

Feather Down & Polyester Pillows Available (See Page 5)
 Specify Exposed Wood Finish (See Page 6)
 Tablet Arm / Cup Holder Options (See Facelift Prime Lounge Options Pages)
 Biscuit Tufting Available Upon Request (Contact Customer Service For Pricing)

LOUNGE		ITEM #:	SPECIFICATIONS GRADES LIST PRICES:																			
	LOUNGE CHAIR / FULLY UPHOLSTERED	Overall: 28"w 32.5"d 34"h Seat: 23"w 20.5"d 18"h	Arm: 25"h Weight: 90 lbs.	COM: 5 yds. COL: n/a	COM	COL	1	2	3	4	5	6	7	8	9	10	L1	L2				
					1701	1490	N/A	1670	1800	1931	2061	2192	2322	2453	2584	2714	2845	N/A	N/A	<i>Tight Seat & Back / Removable Upholstery</i>		
					1701-R	244	N/A	492	622	753	883	1014	1144	1275	1406	1536	1667	N/A	N/A	<i>Replacement Upholstery Covers</i>		
	BARIATRIC LOUNGE CHAIR / FULLY UPHOLSTERED	Overall: 34"w 32.5"d 34"h Seat: 29"w 20.5"d 18"h	Arm: 25"h Weight: 100 lbs.	COM: 5.5 yds. COL: n/a	COM	COL	1	2	3	4	5	6	7	8	9	10	L1	L2				
					1701-X	1862	N/A	2049	2193	2338	2482	2626	2771	2915	3059	3203	3348	N/A	N/A	<i>Tight Seat & Back / Removable Upholstery / 1000 lb. Weight Capacity</i>		
					1701-XR	244	N/A	519	663	808	952	1096	1241	1385	1529	1674	1818	N/A	N/A	<i>Replacement Upholstery Covers</i>		
	TWO PLACE SOFA / FULLY UPHOLSTERED	Overall: 51"w 32.5"d 34"h Seat: 46"w 20.5"d 18"h	Arm: 25"h Weight: 155 lbs.	COM: 7.25 yds. COL: n/a	COM	COL	1	2	3	4	5	6	7	8	9	10	L1	L2				
					1702	2286	N/A	2546	2739	2931	3124	3316	3508	3701	3893	4086	4278	N/A	N/A	<i>Tight Seat & Back / Removable Upholstery</i>		
					1702-R	358	N/A	724	916	1109	1301	1493	1686	1878	2071	2263	2456	N/A	N/A	<i>Replacement Upholstery Covers</i>		
	THREE PLACE SOFA / FULLY UPHOLSTERED	Overall: 74"w 32.5"d 34"h Seat: 69"w 20.5"d 18"h	Arm: 25"h Weight: 215 lbs.	COM: 9.75 yds. COL: n/a	COM	COL	1	2	3	4	5	6	7	8	9	10	L1	L2				
					1703	3088	N/A	3441	3703	3964	4225	4486	4747	5008	5270	5531	5792	N/A	N/A	<i>Tight Seat & Back / Removable Upholstery</i>		
					1703-R	452	N/A	950	1211	1472	1733	1995	2256	2517	2778	3039	3300	N/A	N/A	<i>Replacement Upholstery Covers</i>		




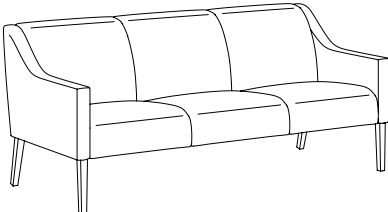
DESCRIPTION:




- Upholstery Frames: Steel, Plywood & Hardwood
- Seat: High Density Polyurethane Foam Over Strap Webbing
- Back: High Density Polyurethane Foam Over Sinuous Wire Springs
- Upholstered Covers: Attached w/ Velcro / Removable For Maintenance
- Exposed Wood Legs: Solid Hardwood / Removable For Maintenance
- Antimicrobial Moisture Barrier Fully Encapsulates All Foam Areas
- Leather Upholstery Not Available
- Lifetime Warranty

OPTIONS:

- WAC-1 Solid Wood Arm Caps (Set Of 2)\$154
- UAC-1 Black Urethane Arm Caps (Set Of 2).....\$205
- PM1 Power/Data Module (1-Power / 1-USB 2 Port Simplex Charger)\$836

Feather Down & Polyester Pillows Available (See Page 5)
 Specify Exposed Wood Finish (See Page 6)
 Tablet Arm / Cup Holder Options (See Facelift Prime Lounge Options Pages)
 Biscuit Tufting Available Upon Request (Contact Customer Service For Pricing)

LOUNGE		ITEM #:	SPECIFICATIONS GRADES LIST PRICES:												
	LOUNGE CHAIR / FULLY UPHOLSTERED		Overall: 28"w 32.5"d 34"h			Arm: 25"h			COM: 4.75 yds.						
			Seat: 23"w 20.5"d 18"h			Weight: 80 lbs.			COL: n/a						
			COM	COL	1	2	3	4	5	6	7	8	9	10	L1
	1711	1583	N/A	1744	1868	1991	2115	2239	2362	2486	2610	2733	2857	N/A	N/A
		<i>Tight Seat & Back / Removable Upholstery</i>													
	1711-R	228	N/A	463	586	710	834	958	1081	1205	1329	1452	1576	N/A	N/A
		<i>Replacement Upholstery Covers</i>													
	BARIATRIC LOUNGE CHAIR / FULLY UPHOLSTERED		Overall: 34"w 32.5"d 34"h			Arm: 25"h			COM: 5.25 yds.						
			Seat: 29"w 20.5"d 18"h			Weight: 90 lbs.			COL: n/a						
			COM	COL	1	2	3	4	5	6	7	8	9	10	L1
	1711-X	1839	N/A	2013	2151	2288	2426	2563	2700	2838	2975	3113	3250	N/A	N/A
		<i>Tight Seat & Back / Removable Upholstery / 750 lb. Weight Capacity</i>													
	1711-XR	228	N/A	490	628	765	903	1040	1177	1315	1452	1590	1727	N/A	N/A
		<i>Replacement Upholstery Covers</i>													
	TWO PLACE SOFA / FULLY UPHOLSTERED		Overall: 51"w 32.5"d 34"h			Arm: 25"h			COM: 6.5 yds.						
			Seat: 46"w 20.5"d 18"h			Weight: 140 lbs.			COL: n/a						
			COM	COL	1	2	3	4	5	6	7	8	9	10	L1
	1712	2437	N/A	2648	2820	2992	3163	3335	3507	3679	3851	4022	4194	N/A	N/A
		<i>Tight Seat & Back / Removable Upholstery</i>													
	1712-R	337	N/A	663	834	1006	1178	1350	1522	1693	1865	2037	2209	N/A	N/A
		<i>Replacement Upholstery Covers</i>													
	THREE PLACE SOFA / FULLY UPHOLSTERED		Overall: 74"w 32.5"d 34"h			Arm: 25"h			COM: 8.5 yds.						
			Seat: 69"w 20.5"d 18"h			Weight: 200 lbs.			COL: n/a						
			COM	COL	1	2	3	4	5	6	7	8	9	10	L1
	1713	3192	N/A	3472	3699	3925	4152	4379	4606	4832	5059	5286	5513	N/A	N/A
		<i>Tight Seat & Back / Removable Upholstery</i>													
	1713-R	426	N/A	856	1083	1310	1537	1763	1990	2217	2444	2671	2897	N/A	N/A
		<i>Replacement Upholstery Covers</i>													

ARM CAPS / LEGS	OPTION #:	SPECIFICATIONS LIST PRICES AVAILABILITY:
<p>SOLID WOOD ARM CAPS</p> 	<p>WAC-1</p>	<p><i>Overall: 3.25"w 17.5"d 1.25"h</i></p> <hr/> <p>\$154 (Set Of 2) <i>(Specify Finish)</i></p> <p><i>Available: Facelift 1 Prime Collection</i></p>
<p>URETHANE ARM CAPS</p> 	<p>UAC-1</p>	<p><i>Overall: 3.25"w 17.5"d 1.25"h</i></p> <hr/> <p>\$205 (Set Of 2) <i>(Black Urethane)</i></p> <p><i>Available: Facelift 1 Prime Collection</i></p>
<p>BRUSHED ALUMINUM ROUND LEGS</p> 	<p>ARL</p>	<p><i>Overall: 2" Diameter 5"h</i></p> <hr/> <p>\$353 (Set Of 4) <i>(Brushed Aluminum Finish)</i></p> <p><i>Available: Facelift 1 Prime Lounge Collection (1701, 1701-X, 1702, 1703)</i></p>

TABLET ARMS / POWER / COVERS	OPTION #:	SPECIFICATIONS LIST PRICES AVAILABILITY:
<p>TABLET ARMS / CUP HOLDER</p>  <p>Laminate Tablet Arm Shown w/ Cup Holder</p>  <p>Veneer Tablet Arm Shown w/ Cup Holder</p>  <p>Solid Surface Tablet Arm Shown w/ Cup Holder</p>	<p>TA-L</p> <p>TA-V</p> <p>TA-C</p> <p>CH-1</p> <p>CH-2</p>	<p>Overall: 14" Diameter .75"h</p> <hr/> <p>\$440 <i>Tablet Arm With 360° Rotation - High Pressure Laminate. (Specify Laminate / Specify Left Or Right Facing Arm Location)</i></p> <p>\$503 <i>Tablet Arm With 360° Rotation - Sunburst Cherry Veneer. (Specify Finish / Specify Left Or Right Facing Arm Location)</i></p> <p>\$654 <i>Tablet Arm With 360° Rotation - White Solid Surface. (Available In White Only / Specify Left Or Right Facing Arm Location)</i></p> <p>\$105 <i>Black Plastic Cup Holder (Only Available If Used With Tablet Arm)</i></p> <p>\$157 <i>Spun Aluminum Cup Holder (Only Available If Used With Tablet Arm)</i></p> <p>Available: <i>Facelift 1 Prime Collection</i></p>
<p>DOUBLE ARTICULATING / SWIVEL TABLET ARM</p>  <p>ATA-L Double Articulating / Swivel Tablet Arm</p>  <p>ATA-L w/ CH-1 Black Plastic Cup Holder</p>	<p>ATA-L</p> <p>ATA-V</p> <p>ATA-C</p> <p>CH-1</p> <p>CH-2</p>	<p>Overall: 14" Diameter .75"h</p> <hr/> <p>\$865 <i>Tablet Arm With 360° Rotation - High Pressure Laminate. (Specify Laminate / Specify Left Or Right Facing Arm Location)</i></p> <p>\$904 <i>Tablet Arm With 360° Rotation - Sunburst Cherry Veneer. (Specify Finish / Specify Left Or Right Facing Arm Location)</i></p> <p>\$1089 <i>Tablet Arm With 360° Rotation - White Solid Surface. (Available In White Only / Specify Left Or Right Facing Arm Location)</i></p> <p>\$105 <i>Black Plastic Cup Holder (Only Available If Used With Tablet Arm)</i></p> <p>\$157 <i>Spun Aluminum Cup Holder (Only Available If Used With Tablet Arm)</i></p> <p>Available: <i>Facelift 1 Prime Collection</i></p>
<p>POWER / DATA MODULE</p> 	<p>PM1</p>	<p>Overall: 5.25"w 1.25"d 4.25"h</p> <hr/> <p>\$836 (1-Power / 1-USB 2 Port Simplex Charger Standard) <i>Vertical / Horizontal Mount Power Module. Price Varies By Socket. Contact Customer Service For Quote. (Additional Colors Available)</i></p> <p>Available: <i>Facelift 1 Prime Low Leg Lounge</i></p>
<p>CONTRASTING COVERS</p> 	<p>CC</p>	<p>Overall: N/A</p> <hr/> <p>\$129 <i>NOTE: If Two Or More Upholsteries Or Leathers Are Used On Any Piece Of Furniture, Then A Contrast Charge Will Apply Per Order. When Using Trinity Upholstery, The Higher Priced Upholstery Grade Will Be Used In Pricing, Unless It's Trinity Leather With Fabric Contrast Welt, Or COM With Trinity Contrast Welt, Then Contact Customer Service For Pricing.</i></p> <p>Available: <i>Facelift 1 Prime Collection</i></p>

Facelift Prime

GUEST / TANDEM / BENCHES / TABLES

Effective: August 1, 2022

T R I N I T Y

Date:

Page:

Modification:

Description:

DESCRIPTION:

- Upholstery Frames: Steel, Plywood & Hardwood
- Seat: High Density Polyurethane Foam Over Strap Webbing
- Back: High Density Polyurethane Foam Over Sinuous Wire Springs
- Upholstered Covers: Attached w/ Velcro / Removable For Maintenance
- Exposed Wood Legs: Solid Hardwood / Removable For Maintenance
- Antimicrobial Moisture Barrier Fully Encapsulates All Foam Areas
- Leather Upholstery Not Available
- Lifetime Warranty

Behavioral Chair:

- Upholstery Frames: Steel, Plywood & Hardwood
- Recycled 22" Wide 1 1/2" X 1 1/2" Steel Inner-frame
- Seat: High Density Polyurethane Foam Over Sheet Webbing
- Back: High Density Polyurethane Foam Over Hardwood Plywood

- Arms: Held In Place By Non-Removable Helical Fasteners
- Exposed Wood Legs: Solid Hardwood / Removable For Maintenance
- Full Underbody Panel
- Tamperproof Screws On Seat Pan
- Full Clean-Out Between Seat & Back
- No Exposed Hardware Or "Pick Points"
- All Staples Are Concealed & Inaccessible

Behavioral Chair Enhancements:

- Vacuum Formed ABS Under Panel With Drain
- Additional Weight Can Be Added To The Seat
- Can Be Bolted To Floor
- Replaceable Seat Cover w/ Antimicrobial Moisture Barrier
- Bariatric 30" Wide 500lbs. Available


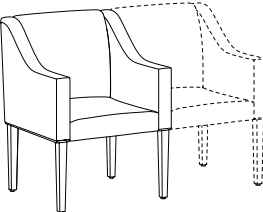
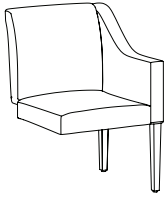
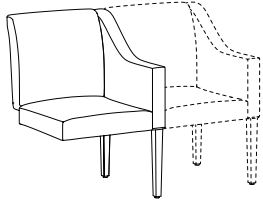

OPTIONS:

- WAC-2 Solid Wood Arm Caps (Set Of 2)\$143
- UAC-2 Black Urethane Arm Caps (Set Of 2)\$193
- PM1 Power/Data Module (1-Power / 1-USB 2 Port Simplex Charger)\$836

Tablet Arm / Cup Holder Options (See Facelift Prime Guest/Tandem Options Page)
Specify Exposed Wood Finish (See Page 6)

Biscuit Tufting Available Upon Request (Contact Customer Service For Pricing)

NOTE: All Seating Configurations Are Viewed From Left To Right Facing. Please Attach A Layout Showing Seating Configuration w/ Your Order. Assembled Units Must Be Shipped In Configurations Of 3 Or Less.

GUEST / TANDEM		ITEM #:	SPECIFICATIONS GRADES LIST PRICES:													
	ARM SIDE CHAIR		Overall: 24"w 28"d 34"h			Arm: 26"h			COM: 4 yds.							
	Seat: 19"w 20"d 19"h						Weight: 60 lbs.			COL: n/a						
	COM	COL	1	2	3	4	5	6	7	8	9	10	L1	L2		
	1720	1320	N/A	1454	1557	1660	1763	1866	1969	2072	2175	2278	2382	N/A	N/A	
<i>Tight Seat & Back / Removable Upholstery</i>																
	1720-R	157	N/A	355	458	561	664	767	870	973	1076	1179	1282	N/A	N/A	
<i>Replacement Upholstery Covers</i>																
	ARM CHAIR / ACCEPTS SEAT ON RIGHT		Overall: 24"w 28"d 34"h			Arm: 26"h			COM: 4 yds.							
	Seat: 19"w 20"d 19"h						Weight: 60 lbs.			COL: n/a						
	COM	COL	1	2	3	4	5	6	7	8	9	10	L1	L2		
	1720-C	1320	N/A	1454	1557	1660	1763	1866	1969	2072	2175	2278	2382	N/A	N/A	
<i>Tight Seat & Back / Removable Upholstery</i>																
	1720-CR	157	N/A	355	458	561	664	767	870	973	1076	1179	1282	N/A	N/A	
<i>Replacement Upholstery Covers</i>																
	ARM CHAIR / ADD-A-SEAT		Overall: 21.5"w 28"d 34"h			Arm: 26"h			COM: 3 yds.							
	Seat: 19"w 20"d 19"h						Weight: 45 lbs.			COL: n/a						
	COM	COL	1	2	3	4	5	6	7	8	9	10	L1	L2		
	1721	1001	N/A	1098	1174	1249	1325	1400	1476	1552	1627	1703	1778	N/A	N/A	
<i>Tight Seat & Back / Removable Upholstery</i>																
	1721-R	127	N/A	271	347	422	498	574	649	725	800	876	952	N/A	N/A	
<i>Replacement Upholstery Covers</i>																
	ARM CHAIR / ADD-A-SEAT / ACCEPTS SEAT ON RIGHT		Overall: 21.5"w 28"d 34"h			Arm: 26"h			COM: 3 yds.							
	Seat: 19"w 20"d 19"h						Weight: 45 lbs.			COL: n/a						
	COM	COL	1	2	3	4	5	6	7	8	9	10	L1	L2		
	1721-C	1001	N/A	1098	1174	1249	1325	1400	1476	1552	1627	1703	1778	N/A	N/A	
<i>Tight Seat & Back / Removable Upholstery</i>																
	1721-CR	127	N/A	271	347	422	498	574	649	725	800	876	952	N/A	N/A	
<i>Replacement Upholstery Covers</i>																
	WINGBACK BEHAVIORAL HEALTH CHAIR / URETHANE ARMS		Overall: 26"w 28.5"d 46"h			Arm: 26.5"h			COM: 4 yds.							
	Seat: 21"w 20"d 19"h						Weight: 80 lbs.			COL: n/a						
	COM	COL	1	2	3	4	5	6	7	8	9	10	L1	L2		
	BH1722-WB	1986	N/A	2084	2187	2290	2393	2496	2600	2703	2806	2909	3012	N/A	N/A	
<i>Tight Seat & Back / Removable Upholstery Seat Only</i>																

Meets Behavioral Health Requirements

DESCRIPTION:

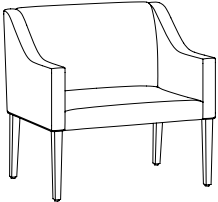
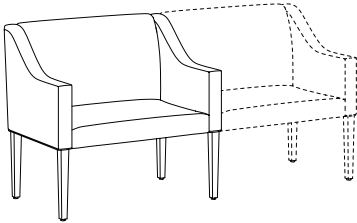

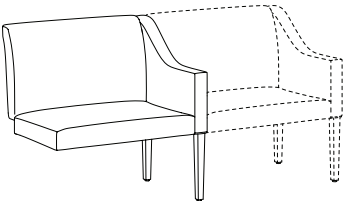
- Upholstery Frames: Steel, Plywood & Hardwood
- Seat: High Density Polyurethane Foam Over Strap Webbing
- Back: High Density Polyurethane Foam Over Sinuous Wire Springs
- Upholstered Covers: Attached w/ Velcro / Removable For Maintenance
- Exposed Wood Legs: Solid Hardwood / Removable For Maintenance
- Antimicrobial Moisture Barrier Fully Encapsulates All Foam Areas
- Leather Upholstery Not Available
- Lifetime Warranty

OPTIONS:

- WAC-2 Solid Wood Arm Caps (Set Of 2)\$143
- UAC-2 Black Urethane Arm Caps (Set Of 2).....\$193
- PM1 Power/Data Module (1-Power / 1-USB 2 Port Simplex Charger)\$836

Tablet Arm / Cup Holder Options (See Facelift Prime Guest/Tandem Options Pages)
Specify Exposed Wood Finish (See Page 6)
Biscuit Tufting Available Upon Request (Contact Customer Service For Pricing)

NOTE: All Seating Configurations Are Viewed From Left To Right Facing. Please Attach A Layout Showing Seating Configuration w/ Your Order. Assembled Units Must Be Shipped In Configurations Of 3 Or Less.

TANDEM / BARIATRIC		ITEM #:	SPECIFICATIONS GRADES LIST PRICES:													
BARIATRIC ARM SIDE CHAIR			Overall: 34"w 28"d 34"h			Arm: 26"h			COM: 4.25 yds.							
			Seat: 29"w 20"d 19"h			Weight: 65 lbs.			COL: n/a							
			COM	COL	1	2	3	4	5	6	7	8	9	10	L1	L2
	1730		1648	N/A	1778	1888	1998	2108	2218	2328	2438	2548	2658	2768	N/A	N/A
<i>Tight Seat & Back / Removable Upholstery / 500 lb. Weight Capacity</i>																
	1730-R		172	N/A	382	492	602	712	822	932	1042	1152	1262	1372	N/A	N/A
<i>Replacement Upholstery Covers</i>																
BARIATRIC ARM CHAIR / ACCEPTS SEAT ON RIGHT			Overall: 34"w 28"d 34"h			Arm: 26"h			COM: 4.25 yds.							
			Seat: 29"w 20"d 19"h			Weight: 65 lbs.			COL: n/a							
			COM	COL	1	2	3	4	5	6	7	8	9	10	L1	L2
	1730-C		1648	N/A	1778	1888	1998	2108	2218	2328	2438	2548	2658	2768	N/A	N/A
<i>Tight Seat & Back / Removable Upholstery / 500 lb. Weight Capacity</i>																
	1730-CR		172	N/A	382	492	602	712	822	932	1042	1152	1262	1372	N/A	N/A
<i>Replacement Upholstery Covers</i>																
BARIATRIC ARM CHAIR / ADD-A-SEAT			Overall: 31.5"w 28"d 34"h			Arm: 26"h			COM: 3.75 yds.							
			Seat: 29"w 20"d 19"h			Weight: 50 lbs.			COL: n/a							
			COM	COL	1	2	3	4	5	6	7	8	9	10	L1	L2
	1731		1335	N/A	1455	1551	1647	1743	1840	1936	2032	2128	2224	2321	N/A	N/A
<i>Tight Seat & Back / Removable Upholstery / 500 lb. Weight Capacity</i>																
	1731-R		141	N/A	325	421	518	614	710	806	903	999	1095	1191	N/A	N/A
<i>Replacement Upholstery Covers</i>																
BARIATRIC ARM CHAIR / ADD-A-SEAT / ACCEPTS SEAT ON RIGHT			Overall: 31.5"w 28"d 34"h			Arm: 26"h			COM: 3.75 yds.							
			Seat: 29"w 20"d 19"h			Weight: 50 lbs.			COL: n/a							
			COM	COL	1	2	3	4	5	6	7	8	9	10	L1	L2
	1731-C		1335	N/A	1455	1551	1647	1743	1840	1936	2032	2128	2224	2321	N/A	N/A
<i>Tight Seat & Back / Removable Upholstery / 500 lb. Weight Capacity</i>																
	1731-CR		141	N/A	325	421	518	614	710	806	903	999	1095	1191	N/A	N/A
<i>Replacement Upholstery Covers</i>																

DESCRIPTION:

- Upholstery Frames: Steel, Plywood & Hardwood
- Seat: High Density Polyurethane Foam Over Strap Webbing
- Back: High Density Polyurethane Foam Over Sinuous Wire Springs
- Upholstered Covers: Attached w/ Velcro / Removable For Maintenance
- Exposed Wood Legs: Solid Hardwood / Removable For Maintenance
- Antimicrobial Moisture Barrier Fully Encapsulates All Foam Areas
- Leather Upholstery Not Available
- Lifetime Warranty

OPTIONS:

- WAC-2 Solid Wood Arm Caps (Set Of 2)\$143
- UAC-2 Black Urethane Arm Caps (Set Of 2).....\$193
- PM1 Power/Data Module (1-Power / 1-USB 2 Port Simplex Charger)\$836


Tablet Arm / Cup Holder Options (See Facelift Prime Guest/Tandem Options Pages)
Specify Exposed Wood Finish (See Page 6)
Biscuit Tufting Available Upon Request (Contact Customer Service For Pricing)

NOTE: All Seating Configurations Are Viewed From Left To Right Facing. Please Attach A Layout Showing Seating Configuration w/ Your Order. Assembled Units Must Be Shipped In Configurations Of 3 Or Less.

TANDEM

ITEM #: SPECIFICATIONS | GRADES | LIST PRICES:

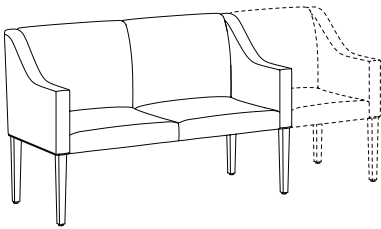
TWO PLACE SOFA



Overall: 52"w 28"d 34"h **Arm:** 26"h **COM:** 5.25 yds.
Seat: 47"w 20"d 19"h **Weight:** 135 lbs. **COL:** n/a

COM	COL	1	2	3	4	5	6	7	8	9	10	L1	L2	
1748	N/A	2287	2424	2562	2699	2836	2974	3111	3249	3386	3524	N/A	N/A	
<i>Tight Seat & Back / Removable Upholstery</i>														
1748-R	N/A	265	525	663	800	938	1075	1212	1350	1487	1625	1762	N/A	N/A
<i>Replacement Upholstery Covers</i>														


TWO PLACE SOFA / ACCEPTS SEAT ON RIGHT



Overall: 52"w 28"d 34"h **Arm:** 26"h **COM:** 5.25 yds.
Seat: 47"w 20"d 19"h **Weight:** 135 lbs. **COL:** n/a

COM	COL	1	2	3	4	5	6	7	8	9	10	L1	L2	
1748-C	N/A	2287	2424	2562	2699	2836	2974	3111	3249	3386	3524	N/A	N/A	
<i>Tight Seat & Back / Removable Upholstery</i>														
1748-CR	N/A	265	525	663	800	938	1075	1212	1350	1487	1625	1762	N/A	N/A
<i>Replacement Upholstery Covers</i>														

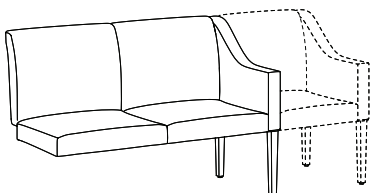
TWO PLACE SOFA / ADD-A-SEAT



Overall: 49.5"w 28"d 34"h **Arm:** 26"h **COM:** 4.75 yds.
Seat: 47"w 20"d 19"h **Weight:** 120 lbs. **COL:** n/a

COM	COL	1	2	3	4	5	6	7	8	9	10	L1	L2	
1749	N/A	1945	2069	2192	2316	2440	2563	2687	2811	2935	3058	N/A	N/A	
<i>Tight Seat & Back / Removable Upholstery</i>														
1749-R	N/A	198	434	558	682	806	929	1053	1177	1300	1424	1548	N/A	N/A
<i>Replacement Upholstery Covers</i>														

TWO PLACE SOFA / ADD-A-SEAT / ACCEPTS SEAT ON RIGHT



Overall: 49.5"w 28"d 34"h **Arm:** 26"h **COM:** 4.75 yds.
Seat: 47"w 20"d 19"h **Weight:** 120 lbs. **COL:** n/a

COM	COL	1	2	3	4	5	6	7	8	9	10	L1	L2	
1749-C	N/A	1945	2069	2192	2316	2440	2563	2687	2811	2935	3058	N/A	N/A	
<i>Tight Seat & Back / Removable Upholstery</i>														
1749-CR	N/A	198	434	558	682	806	929	1053	1177	1300	1424	1548	N/A	N/A
<i>Replacement Upholstery Covers</i>														

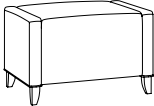
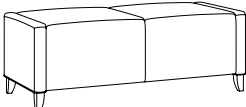
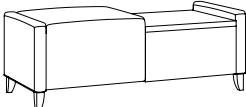
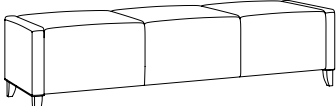
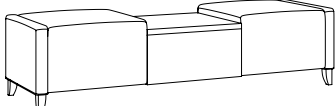
DESCRIPTION:

- Upholstery Frames: Steel, Plywood & Hardwood
- Seat: High Density Polyurethane Foam Over Strap Webbing
- Upholstered Covers: Attached w/ Velcro / Removable For Maintenance
- Exposed Wood Legs: Solid Hardwood / Removable For Maintenance
- Antimicrobial Moisture Barrier Fully Encapsulates All Foam Areas
- Leather Upholstery Not Available
- Lifetime Warranty

OPTIONS:

- 26HA 26" High Arms.....\$40 Per Arm
 - ARL Brushed Aluminum Round Legs (Set Of 4).....\$353
 - PM1 Power/Data Module (1-Power / 1-USB 2 Port Simplex Charger)\$836
- Specify Exposed Wood Finish (See Page 6)
Biscuit Tufting Available Upon Request (Contact Customer Service For Pricing)

NOTE: All Seating Configurations Are Viewed From Left To Right Facing. Please Attach A Layout Showing Seating Configuration w/ Your Order. Assembled Units Must Be Shipped In Configurations Of 3 Or Less.

BENCHES		ITEM #:	SPECIFICATIONS GRADES LIST PRICES:													
	BENCH / OTTOMAN		Overall: 28"w 22"d 19"h Seat: 23"w 22"d 19"h			Arm: n/a Weight: 40 lbs.			COM: 3.25 yds. COL: n/a							
			COM	COL	1	2	3	4	5	6	7	8	9	10	L1	L2
	1761		1045	N/A	1153	1235	1318	1400	1483	1565	1648	1730	1813	1895	N/A	N/A
			<i>Removable Upholstery</i>													
		1761-R	147	N/A	304	386	469	551	634	716	799	881	964	1046	N/A	N/A
			<i>Replacement Upholstery Covers</i>													
	TWO SEAT BENCH		Overall: 52"w 22"d 19"h Seat: 47"w 22"d 19"h			Arm: n/a Weight: 60 lbs.			COM: 4.5 yds. COL: n/a							
			COM	COL	1	2	3	4	5	6	7	8	9	10	L1	L2
	1762		1622	N/A	1767	1884	2001	2118	2235	2351	2468	2585	2702	2819	N/A	N/A
			<i>Removable Upholstery</i>													
		1762-R	190	N/A	413	530	647	764	880	997	1114	1231	1348	1464	N/A	N/A
			<i>Replacement Upholstery Covers</i>													
	SEAT / TABLE BENCH		Overall: 52"w 22"d 19"h Seat: 47"w 22"d 19"h			Arm: n/a Weight: 70 lbs.			COM: 3.25 yds. COL: n/a							
			COM	COL	1	2	3	4	5	6	7	8	9	10	L1	L2
	1762-ST		1876	N/A	1939	2022	2104	2186	2269	2351	2434	2516	2599	2681	N/A	N/A
			<i>Removable Upholstery / High Pressure Laminate Top (Square Edge)</i>													
		1761-R	147	N/A	304	386	469	551	634	716	799	881	964	1046	N/A	N/A
			<i>Replacement Upholstery Covers</i>													
	THREE SEAT BENCH		Overall: 76"w 22"d 19"h Seat: 71"w 22"d 19"h			Arm: n/a Weight: 85 lbs.			COM: 6 yds. COL: n/a							
			COM	COL	1	2	3	4	5	6	7	8	9	10	L1	L2
	1763		2135	N/A	2335	2493	2651	2809	2967	3125	3283	3441	3600	3758	N/A	N/A
			<i>Removable Upholstery</i>													
		1763-R	232	N/A	536	694	852	1010	1168	1326	1484	1642	1800	1958	N/A	N/A
			<i>Replacement Upholstery Covers</i>													
	SEAT / TABLE / SEAT BENCH		Overall: 76"w 22"d 19"h Seat: 71"w 22"d 19"h			Arm: n/a Weight: 95 lbs.			COM: 4.5 yds. COL: n/a							
			COM	COL	1	2	3	4	5	6	7	8	9	10	L1	L2
	1763-ST		2384	N/A	2488	2604	2721	2838	2955	3072	3188	3305	3422	3539	N/A	N/A
			<i>Removable Upholstery / High Pressure Laminate Top (Square Edge)</i>													
		1762-R	190	N/A	413	530	647	764	880	997	1114	1231	1348	1464	N/A	N/A
			<i>Replacement Upholstery Covers</i>													

DESCRIPTION:

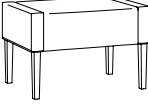
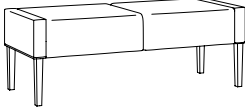
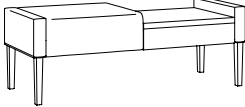
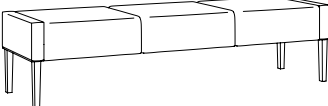
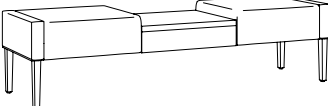
- Upholstery Frames: Steel, Plywood & Hardwood
- Seat: High Density Polyurethane Foam Over Strap Webbing
- Upholstered Covers: Attached w/ Velcro / Removable For Maintenance
- Exposed Wood Legs: Solid Hardwood / Removable For Maintenance
- Antimicrobial Moisture Barrier Fully Encapsulates All Foam Areas
- Leather Upholstery Not Available
- Lifetime Warranty

OPTIONS:

- 26HA 26" High Arms\$40 Per Arm
- PM1 Power/Data Module (1-Power / 1-USB 2 Port Simplex Charger)\$836

Specify Exposed Wood Finish (See Page 6)
 Biscuit Tufting Available Upon Request (Contact Customer Service For Pricing)
 Veneer Table Tops (Contact Factory)

NOTE: All Seating Configurations Are Viewed From Left To Right Facing. Please Attach A Layout Showing Seating Configuration w/ Your Order. Assembled Units Must Be Shipped In Configurations Of 3 Or Less.

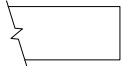
BENCHES		ITEM #:	SPECIFICATIONS GRADES LIST PRICES:												
BENCH / OTTOMAN 			Overall: 28"w 22"d 19"h			Arm: n/a			COM: 2 yds.						
			Seat: 23"w 22"d 19"h			Weight: 40 lbs.			COL: n/a						
			COM	COL	1	2	3	4	5	6	7	8	9	10	L1
	1771	983	N/A	1026	1074	1122	1170	1218	1266	1314	1362	1410	1459	N/A	N/A
		<i>Removable Upholstery</i>													
	1771-R	141	N/A	229	277	325	373	422	470	518	566	614	662	N/A	N/A
		<i>Replacement Upholstery Covers</i>													
TWO SEAT BENCH 			Overall: 52"w 22"d 19"h			Arm: n/a			COM: 3.25 yds.						
			Seat: 47"w 22"d 19"h			Weight: 50 lbs.			COL: n/a						
			COM	COL	1	2	3	4	5	6	7	8	9	10	L1
	1772	1520	N/A	1602	1684	1767	1849	1931	2014	2096	2179	2261	2344	N/A	N/A
		<i>Removable Upholstery</i>													
	1772-R	183	N/A	338	421	503	586	668	751	833	916	998	1080	N/A	N/A
		<i>Replacement Upholstery Covers</i>													
SEAT / TABLE BENCH 			Overall: 52"w 22"d 19"h			Arm: n/a			COM: 2 yds.						
			Seat: 47"w 22"d 19"h			Weight: 60 lbs.			COL: n/a						
			COM	COL	1	2	3	4	5	6	7	8	9	10	L1
	1772-ST	1698	N/A	1702	1750	1798	1846	1894	1942	1991	2039	2087	2135	N/A	N/A
		<i>Removable Upholstery / High Pressure Laminate Top (Square Edge)</i>													
	1771-R	141	N/A	229	277	325	373	422	470	518	566	614	662	N/A	N/A
		<i>Replacement Upholstery Covers</i>													
THREE SEAT BENCH 			Overall: 76"w 22"d 19"h			Arm: n/a			COM: 4 yds.						
			Seat: 71"w 22"d 19"h			Weight: 70 lbs.			COL: n/a						
			COM	COL	1	2	3	4	5	6	7	8	9	10	L1
	1773	1973	N/A	2071	2174	2277	2380	2484	2587	2690	2793	2896	2999	N/A	N/A
		<i>Removable Upholstery</i>													
	1773-R	226	N/A	420	523	626	729	832	935	1038	1141	1245	1348	N/A	N/A
		<i>Replacement Upholstery Covers</i>													
SEAT / TABLE / SEAT BENCH 			Overall: 76"w 22"d 19"h			Arm: n/a			COM: 3.25 yds.						
			Seat: 71"w 22"d 19"h			Weight: 80 lbs.			COL: n/a						
			COM	COL	1	2	3	4	5	6	7	8	9	10	L1
	1773-ST	2177	N/A	2223	2305	2388	2470	2553	2635	2718	2800	2883	2965	N/A	N/A
		<i>Removable Upholstery / High Pressure Laminate Top (Square Edge)</i>													
	1772-R	183	N/A	338	421	503	586	668	751	833	916	998	1080	N/A	N/A
		<i>Replacement Upholstery Covers</i>													

DESCRIPTION:

- Exposed Frames: Solid Maple, Self Edge, Vertical Direction
- Wilsonart Plastic Laminates Standard. Alternate Selections May Be Specified From Most Major Laminate Manufacturers. (Contact Factory For Availability)
- Lifetime Warranty

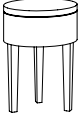
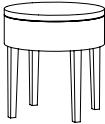
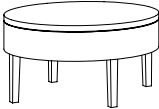


OPTIONS:




Specify Exposed Wood Finish / Laminate (See Page 6)






Square Edge Profile Standard

NOTE: All Seating Configurations Are Viewed From Left To Right Facing. Please Attach A Layout Showing Seating Configuration w/ Your Order. Assembled Units Must Be Shipped In Configurations Of 3 Or Less.

TABLES	ITEM #:	SPECIFICATIONS GRADES LIST PRICES:													
<p>END TABLE / THREE LEG BASE</p> 		<p>Overall: 16" Diameter 23"h Weight: 20 lbs.</p>													
		COM	COL	1	2	3	4	5	6	7	8	9	10	L1	L2
	1716D23-L	871	High Pressure Laminate Face / Self Edge												
	1716D23-C	1104	Solid Surface Face (Glacier White) / Self Edge												
<p>END TABLE</p> 		<p>Overall: 22" Diameter 23"h Weight: 37 lbs.</p>													
		COM	COL	1	2	3	4	5	6	7	8	9	10	L1	L2
	1722D23-L	1013	High Pressure Laminate Face / Self Edge												
	1722D23-C	1426	Solid Surface Face (Glacier White) / Self Edge												
<p>COFFEE TABLE</p> 		<p>Overall: 36" Diameter 18"h Weight: 40 lbs.</p>													
		COM	COL	1	2	3	4	5	6	7	8	9	10	L1	L2
	1736D18-L	2093	High Pressure Laminate Face / Self Edge												
	1736D18-C	3099	Solid Surface Face (Glacier White) / Self Edge												
<p>18" / 180° ADJUSTABLE TABLE / CONNECTS ANY TANDEM CHAIR</p> 		<p>Overall: 18" Diameter Weight: 25 lbs.</p>													
		COM	COL	1	2	3	4	5	6	7	8	9	10	L1	L2
	1718DC-L	714	High Pressure Laminate Face												
	1718DC-C	871	Solid Surface Face (Glacier White) / Self Edge												
<p>22" / 180° ADJUSTABLE TABLE / CONNECTS ANY TANDEM CHAIR</p> 		<p>Overall: 22" Diameter Weight: 25 lbs.</p>													
		COM	COL	1	2	3	4	5	6	7	8	9	10	L1	L2
	1722DC-L	726	High Pressure Laminate Face												
	1722DC-C	1040	Solid Surface Face (Glacier White) / Self Edge												

ARM CAPS / LEGS	OPTION #:	SPECIFICATIONS LIST PRICES AVAILABILITY:
<p>SOLID WOOD ARM CAPS</p> 	<p>WAC-2</p>	<p>Overall: 3.25"w 15"d 1.25"h</p> <hr/> <p>\$143 (Specify Finish)</p> <p>Available: Facelift 1 Prime Guest / Tandem Units</p>
<p>URETHANE ARM CAPS</p> 	<p>UAC-2</p>	<p>Overall: 3.25"w 15"d 1.25"h</p> <hr/> <p>\$193 (Black Urethane)</p> <p>Available: Facelift 1 Prime Guest / Tandem Units</p>
<p>BRUSHED ALUMINUM ROUND LEGS</p> 	<p>ARL</p>	<p>Overall: 2" Diameter 5"h</p> <hr/> <p>\$353 (Set Of 4) (Brushed Aluminum Finish)</p> <p>Available: Facelift 1 Prime Low Leg Benches (1761, 1762,1762-ST, 1763, 1763-ST)</p>

TABLET ARMS / POWER	OPTION #:	SPECIFICATIONS LIST PRICES AVAILABILITY:
<p>TABLET ARMS / CUP HOLDER</p> <p><i>Overall: 14" Diameter .75"h</i></p>		
 <p>Laminate Tablet Arm Shown w/ Cup Holder</p>	<p>TA-L</p>	<p>\$440 Tablet Arm With 360° Rotation - High Pressure Laminate. (Specify Laminate / Specify Left Or Right Facing Arm Location)</p>
 <p>Veneer Tablet Arm Shown w/ Cup Holder</p>	<p>TA-V</p>	<p>\$503 Tablet Arm With 360° Rotation - Sunburst Cherry Veneer. (Specify Finish / Specify Left Or Right Facing Arm Location)</p>
 <p>Solid Surface Tablet Arm Shown w/ Cup Holder</p>	<p>TA-C</p>	<p>\$654 Tablet Arm With 360° Rotation - White Solid Surface. (Available In White Only / Specify Left Or Right Facing Arm Location)</p>
<p>CH-1 \$105 <i>Black Plastic Cup Holder (Only Available If Used With Tablet Arm)</i></p>		
<p>CH-2 \$157 <i>Spun Aluminum Cup Holder (Only Available If Used With Tablet Arm)</i></p>		
<p><i>Available: Facelift 1 Prime Collection</i></p>		
<p>DOUBLE ARTICULATING / SWIVEL TABLET ARM</p> <p><i>Overall: 14" Diameter .75"h</i></p>		
 <p>ATA-L Double Articulating / Swivel Tablet Arm</p>	<p>ATA-L</p>	<p>\$865 Tablet Arm With 360° Rotation - High Pressure Laminate. (Specify Laminate / Specify Left Or Right Facing Arm Location)</p>
<p>ATA-V \$904 <i>Tablet Arm With 360° Rotation - Sunburst Cherry Veneer. (Specify Finish / Specify Left Or Right Facing Arm Location)</i></p>		
<p>ATA-C \$1089 <i>Tablet Arm With 360° Rotation - White Solid Surface. (Available In White Only / Specify Left Or Right Facing Arm Location)</i></p>		
 <p>ATA-L w/ CH-1 Black Plastic Cup Holder</p>	<p>CH-1</p>	<p>\$105 <i>Black Plastic Cup Holder (Only Available If Used With Tablet Arm)</i></p>
<p>CH-2 \$157 <i>Spun Aluminum Cup Holder (Only Available If Used With Tablet Arm)</i></p>		
<p><i>Available: Facelift 1 Prime Collection</i></p>		
<p>POWER / DATA MODULE</p> <p><i>Overall: 5.25"w 1.25"d 4.25"h</i></p>		
	<p>PM1</p>	<p>\$836 (1-Power / 1-USB 2 Port Simplex Charger Standard) <i>Vertical / Horizontal Mount Power Module. Price Varies By Socket. Contact Customer Service For Quote. (Additional Colors Available)</i></p>
<p><i>Available: Facelift 1 Prime Collection</i></p>		

ARMS / COVERS	OPTION #:	SPECIFICATIONS LIST PRICES AVAILABILITY:
<p>26" HIGH ARMS</p> 	<p>26HA</p>	<p>Overall: 2.75"w 22"d 26"h</p> <hr/> <p>\$40 (Per Arm) 26" High Arms For Benches (Specify Fabric)</p> <p>Available: Facelift 1 Prime Benches</p>
<p>CONTRASTING COVERS</p> 	<p>CC</p>	<p>Overall: N/A</p> <hr/> <p>\$129 <i>NOTE: If Two Or More Upholsteries Or Leathers Are Used On Any Piece Of Furniture, Then A Contrast Charge Will Apply Per Order. When Using Trinity Upholstery, The Higher Priced Upholstery Grade Will Be Used In Pricing, Unless It's Trinity Leather With Fabric Contrast Welt, Or COM With Trinity Contrast Welt, Then Contact Customer Service For Pricing.</i></p> <p>Available: Facelift 1 Prime Collection</p>

Facelift Revival

LOUNGE / BENCHES

Effective: August 1, 2022

T R I N I T Y

Date:

Page:

Modification:





Description:

DESCRIPTION:

- Upholstery Frames: Steel, Plywood & Hardwood
- Seat: High Density Polyurethane Foam Over Strap Webbing
- Back: High Density Polyurethane Foam Over Sinuous Wire Springs
- Upholstered Covers: Attached w/ Velcro / Removable For Maintenance
- Antimicrobial Moisture Barrier Fully Encapsulates All Foam Areas
- Double Needle Stitching Standard (Welting Optional - No Charge)
- Exposed Wood Legs: Solid Hardwood / Removable For Maintenance
- Leather Upholstery Not Available
- Lifetime Warranty

OPTIONS:

- ARL Brushed Aluminum Round Legs (Set Of 4).....\$353
 - PM1 Power/Data Module (1-Power / 1-USB 2 Port Simplex Charger)\$836
- Feather Down & Polyester Pillows Available (See Page 5)
Specify Exposed Wood Finish (See Page 6)

LOUNGE		ITEM #:	SPECIFICATIONS GRADES LIST PRICES:													
		1801	Overall: 31"w 32"d 34"h		Arm: 24"h		COM: 4.75 yds.									
			Seat: 21"w 20"d 18.5"h		Weight: 82 lbs.		COL: n/a									
			COM	COL	1	2	3	4	5	6	7	8	9	10	L1	L2
			1488	N/A	1594	1740	1864	1987	2111	2235	2359	2482	2606	2730	N/A	N/A
			<i>Tight Seat & Back / Removable Upholstery</i>													
		1801-R	227	N/A	462	586	709	833	957	1081	1204	1328	1452	1575	N/A	N/A
			<i>Replacement Upholstery Covers</i>													
		1801-X	Overall: 39.5"w 32"d 34"h		Arm: 24"h		COM: 5.25 yds.									
			Seat: 29.5"w 20"d 18.5"h		Weight: 95 lbs.		COL: n/a									
			COM	COL	1	2	3	4	5	6	7	8	9	10	L1	L2
			1721	N/A	1902	2040	2177	2315	2452	2589	2727	2864	3002	3139	N/A	N/A
			<i>Tight Seat & Back / Removable Upholstery / 1000 lb. Weight Capacity</i>													
		1801-XR	227	N/A	490	627	764	902	1039	1177	1314	1452	1589	1727	N/A	N/A
			<i>Replacement Upholstery Covers</i>													
		1802	Overall: 57"w 32"d 34"h		Arm: 24"h		COM: 6.75 yds.									
			Seat: 47.5"w 20"d 18.5"h		Weight: 120 lbs.		COL: n/a									
			COM	COL	1	2	3	4	5	6	7	8	9	10	L1	L2
			2318	N/A	2539	2699	2828	3007	3186	3364	3543	3722	3900	4079	N/A	N/A
			<i>Tight Seat & Back / Removable Upholstery</i>													
		1802-R	334	N/A	673	852	1031	1210	1388	1567	1746	1924	2103	2282	N/A	N/A
			<i>Replacement Upholstery Covers</i>													
		1803	Overall: 80"w 32"d 34"h		Arm: 24"h		COM: 8.75 yds.									
			Seat: 70.5"w 20"d 18.5"h		Weight: 155 lbs.		COL: n/a									
			COM	COL	1	2	3	4	5	6	7	8	9	10	L1	L2
			3076	N/A	3375	3609	3842	4076	4310	4543	4777	5011	5244	5478	N/A	N/A
			<i>Tight Seat & Back / Removable Upholstery</i>													
		1803-R	421	N/A	866	1099	1333	1567	1800	2034	2268	2501	2735	2969	N/A	N/A
			<i>Replacement Upholstery Covers</i>													



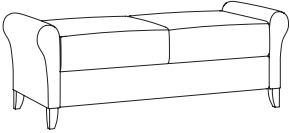
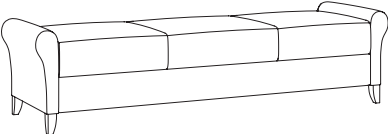
DESCRIPTION:

- Upholstery Frames: Steel, Plywood & Hardwood
- Seat: High Density Polyurethane Foam Over Strap Webbing
- Back: High Density Polyurethane Foam Over Sinuous Wire Springs
- Upholstered Covers: Attached w/ Velcro / Removable For Maintenance
- Antimicrobial Moisture Barrier Fully Encapsulates All Foam Areas
- Double Needle Stitching Standard (Welting Optional - No Charge)
- Exposed Wood Legs: Solid Hardwood / Removable For Maintenance
- Leather Upholstery Not Available
- Lifetime Warranty

OPTIONS:

- ARL Brushed Aluminum Round Legs (Set Of 4).....\$353
- PM1 Power/Data Module (1-Power / 1-USB 2 Port Simplex Charger)\$836
- 24HA 24" High Arms For Bench\$77 Per Arm

Feather Down & Polyester Pillows Available (See Page 5)
Specify Exposed Wood Finish (See Page 6)

LOUNGE / BENCHES		ITEM #:	SPECIFICATIONS GRADES LIST PRICES:												
			Overall: 31"w 32"d 42"h			Arm: 24"h			COM: 6.25 yds.						
			Seat: 21"w 20"d 18.5"h			Weight: 115 lbs.			COL: n/a						
			COM	COL	1	2	3	4	5	6	7	8	9	10	L1
	1815	1663	N/A	1902	2067	2232	2397	2562	2727	2891	3056	3221	3386	N/A	N/A
		<i>Tight Seat & Back / Adjustable Semi-Attached Pillow-Lumbar / Removable Upholstery</i>													
	1815-R	272	N/A	574	732	890	1048	1206	1364	1522	1680	1838	1996	N/A	N/A
		<i>Replacement Upholstery Covers</i>													
			Overall: 22"w 18"d 15"h			Arm: n/a			COM: 1.75 yds.						
			Seat: 15"h			Weight: 18 lbs.			COL: n/a						
			COM	COL	1	2	3	4	5	6	7	8	9	10	L1
	1816	528	N/A	582	623	664	705	747	788	829	870	912	953	N/A	N/A
		<i>Tight Seat / Removable Upholstery</i>													
	1816-R	105	N/A	182	223	264	306	347	388	429	471	512	553	N/A	N/A
		<i>Replacement Upholstery Covers</i>													
			Overall: 56"w 23"d 20"h			Arm: 20"h			COM: 4 yds.						
			Seat: 18"h			Weight: 90 lbs.			COL: n/a						
			COM	COL	1	2	3	4	5	6	7	8	9	10	L1
	1818	1561	N/A	1682	1785	1888	1991	2094	2197	2300	2403	2506	2610	N/A	N/A
		<i>Tight Seat & Back / Removable Upholstery</i>													
	1818-R	181	N/A	378	481	584	687	790	893	996	1099	1202	1305	N/A	N/A
		<i>Replacement Upholstery Covers</i>													
			Overall: 81"w 23"d 20"h			Arm: 20"h			COM: 5.25 yds.						
			Seat: 18"h			Weight: 115 lbs.			COL: n/a						
			COM	COL	1	2	3	4	5	6	7	8	9	10	L1
	1819	2073	N/A	2235	2372	2509	2647	2784	2922	3059	3197	3334	3472	N/A	N/A
		<i>Tight Seat & Back / Removable Upholstery</i>													
	1819-R	219	N/A	481	619	756	894	1031	1169	1306	1444	1581	1719	N/A	N/A
		<i>Replacement Upholstery Covers</i>													

LEGS / ARMS / POWER / COVERS	OPTION #:	SPECIFICATIONS LIST PRICES AVAILABILITY:
<p>BRUSHED ALUMINUM ROUND LEGS</p> 	<p>ARL</p>	<p>Overall: 2" Diameter 5"h</p> <hr/> <p>\$353 (Set Of 4) <i>(Brushed Aluminum Finish)</i></p> <p>Available: <i>Facelift 2 Revival Collection</i></p>
<p>24" HIGH ARMS</p> 	<p>24HA</p>	<p>Overall: 5"w 23"d 24"h</p> <hr/> <p>\$77 (Per Arm) <i>24" High Arms For Bench (Specify Fabric)</i></p> <p>Available: <i>Facelift 2 Revival Benches</i></p>
<p>POWER / DATA MODULE</p> 	<p>PM1</p>	<p>Overall: 5.25"w 1.25"d 4.25"h</p> <hr/> <p>\$836 (1-Power / 1-USB 2 Port Simplex Charger Standard) <i>Vertical / Horizontal Mount Power Module. Price Varies By Socket. Contact Customer Service For Quote. (Additional Colors Available)</i></p> <p>Available: <i>Facelift 2 Revival Collection</i></p>
<p>CONTRASTING COVERS</p> 	<p>CC</p>	<p>Overall: N/A</p> <hr/> <p>\$129 <i>NOTE: If Two Or More Upholsteries Or Leathers Are Used On Any Piece Of Furniture, Then A Contrast Charge Will Apply Per Order. When Using Trinity Upholstery, The Higher Priced Upholstery Grade Will Be Used In Pricing, Unless It's Trinity Leather With Fabric Contrast Welt, Or COM With Trinity Contrast Welt, Then Contact Customer Service For Pricing.</i></p> <p>Available: <i>Facelift 2 Revival Collection</i></p>

Facelift Revival

HEALTHCARE MOTION

Effective: August 1, 2022

T R I N I T Y

Date:

Page:

Modification:

Description:

DESCRIPTION:

- Upholstery Frames: Steel, Plywood & Hardwood
- Seat: High Density Polyurethane Foam Over Sheet Webbing
- Back: High Density Polyurethane Foam Over Polypropylene Webbing
- Upholstered Covers: Attached w/ Velcro / Removable For Maintenance
- Removable Bolster Pillow For 1804 / 1805 (5" Diameter)
- Antimicrobial Moisture Barrier Fully Encapsulates All Foam Areas
- Double Needle Stitching Standard (Welting Optional - No Charge)
- Metal To Metal Connections For All Hardware Assembly
- Leather Upholstery Not Available
- Lifetime Warranty

OPTIONS:


- ILC In-Line Casters (Set Of 2).....\$57
- LC Locking Casters (Set Of 2).....\$31
- NLC Non-Locking Casters (Set Of 2).....\$26
- 3LC 3" Locking Casters - #1806 Model Only (Set Of 2).....\$208
- PM1 Power/Data Module (1-Power / 1-USB 2 Port Simplex Charger)\$836

Feather Down & Polyester Pillows Available (See Page 5)
Specify Exposed Wood Finish (See Page 6)

SLEEPOVER UNITS

LOUNGE CHAIR / FULLY UPHOLSTERED

Overall: 40"w 34.5"d 33"h **Overall Length:** 84"d **Arm:** 24"h **COM:** 6.5 yds.
Sleep Area: 28"w 80"d **Seat:** 28"w 23"d 17.5"h **Weight:** 175 lbs. **COL:** n/a




COM	COL	1	2	3	4	5	6	7	8	9	10	L1	L2
1804	N/A	4540	4712	4883	5055	5227	5399	5571	5742	5914	6086	N/A	N/A
<i>Tight Seat & Back / Removable Upholstery / 500 lb. Weight Capacity</i>													
1804-R	N/A	592	764	936	1108	1280	1451	1623	1795	1967	2139	N/A	N/A
<i>Replacement Upholstery Covers</i>													



TWO PLACE SOFA / FULLY UPHOLSTERED

Overall: 60"w 34.5"d 33"h **Overall Length:** 84"d **Arm:** 24"h **COM:** 9 yds.
Sleep Area: 48"w 80"d **Seat:** 48"w 23"d 17.5"h **Weight:** 225 lbs. **COL:** n/a



COM	COL	1	2	3	4	5	6	7	8	9	10	L1	L2
1805	N/A	5802	6043	6283	6524	6764	7005	7245	7486	7726	7967	N/A	N/A
<i>Tight Seat & Back / Removable Upholstery / 500 lb. Weight Capacity</i>													
1805-R	N/A	777	1018	1258	1499	1739	1980	2220	2461	2701	2942	N/A	N/A
<i>Replacement Upholstery Covers</i>													



FOUR POSITION ADJUSTMENT FOR 1804 / 1805

See Replay Healthcare Motion And Evolve Healthcare Motion For Additional Sleeper Units.



1) Closed Position 2) Ottoman Position 3) Chaise Position 4) Full-Recline Position
Overall Length - 84"d

BACK-FLIP SLEEPER SOFA

Overall: 80"w 36"d 36"h **Arm:** 24.5"h **COM:** 12.75 yds.
Sleep Area: 70"w 31"d 20"h **Weight:** 235 lbs. **COL:** n/a



COM	COL	1	2	3	4	5	6	7	8	9	10	L1	L2
1806	N/A	4504	4848	5191	5535	5879	6222	6566	6910	7253	7597	N/A	N/A
<i>Tight Seat & Back / Removable Upholstery / 1000 lbs. Weight Capacity</i>													
1806-R	N/A	1662	2005	2349	2692	3036	3380	3723	4067	4410	4754	N/A	N/A
<i>Replacement Upholstery Covers</i>													



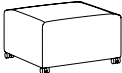




DESCRIPTION:

- Upholstery Frames: Steel, Plywood & Hardwood
- Seat: High Density Polyurethane Foam Over Sheet Webbing
- Back: High Density Polyurethane Foam Over Polypropylene Webbing
- Upholstered Covers: Attached w/ Velcro / Removable For Maintenance
- Antimicrobial Moisture Barrier Fully Encapsulates All Foam Areas
- Double Needle Stitching Standard (Wetling Optional - No Charge)
- Exposed Wood Legs: Solid Hardwood / Removable For Maintenance
- Leather Upholstery Not Available
- Lifetime Warranty

OPTIONS:

- ARL Brushed Aluminum Round Legs (Set Of 4).....\$353
- LC Locking Casters For 1809 Ottoman (Set Of 2)\$31
- WR Wood Ring Base - Replaces Metal Base On 1810-G/1810-SG\$224
- PM1 Power/Data Module (1-Power / 1-USB 2 Port Simplex Charger)\$836

Feather Down & Polyester Pillows Available (See Page 5)
Specify Exposed Wood Finish (See Page 6)

PATIENT CHAIR / GLIDER		ITEM #:	SPECIFICATIONS GRADES LIST PRICES:													
		1808	Overall: 32.5"w 35.5"d 38"h			Arm: 24"h			COM: 5.25 yds.							
			Seat: 21"w 20"d 18"h			Weight: 63 lbs.			COL: n/a							
			COM	COL	1	2	3	4	5	6	7	8	9	10	L1	L2
			1639	N/A	1868	2027	2186	2345	2504	2663	2822	2981	3140	3299	N/A	N/A
			<i>Tight Seat & Back / Removable Upholstery</i>													
		1808-R	195	N/A	459	597	734	872	1009	1147	1284	1422	1559	1696	N/A	N/A
			<i>Replacement Upholstery Covers</i>													
																
		1809	Overall: 18"w 18"d 11"h			Arm: n/a			COM: 1 yd.							
			Seat: n/a			Weight: 25 lbs.			COL: n/a							
			COM	COL	1	2	3	4	5	6	7	8	9	10	L1	L2
			368	N/A	389	410	430	451	472	492	513	534	554	575	N/A	N/A
			<i>Removable Upholstery</i>													
		1809-R	81	N/A	118	139	159	180	201	221	242	262	283	304	N/A	N/A
			<i>Replacement Upholstery Covers</i>													
																
		1810-G	Overall: 32"w 32"d 35"h			Arm: 24"h			COM: 4.75 yds.							
			Seat: 21"w 20"d 18"h			Weight: 115 lbs.			COL: n/a							
			COM	COL	1	2	3	4	5	6	7	8	9	10	L1	L2
			1777	N/A	1927	2051	2175	2299	2422	2546	2670	2793	2917	3041	N/A	N/A
			<i>Circular Metal Base / Tight Seat & Back / Removable Upholstery</i>													
		1810-SG	1951	N/A	2048	2172	2296	2420	2543	2667	2791	2914	3038	3162	N/A	N/A
			<i>Swivel Glider w/ Circular Metal Base / Tight Seat & Back / Removable Upholstery</i>													
		1810-GR	227	N/A	462	586	709	833	957	1081	1204	1328	1452	1575	N/A	N/A
			<i>Replacement Upholstery Covers</i>													
																
		<p>See Replay Healthcare Motion And Evolve Healthcare Motion For Additional Patient Chairs & Gliders.</p>														






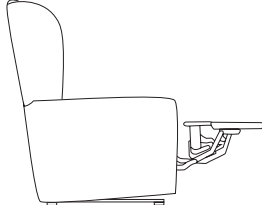


DESCRIPTION:

- Upholstery Frames: Steel, Plywood & Hardwood
- Seat: High Density Polyurethane Foam Over Sheet Webbing
- Back: High Density Polyurethane Foam Over Sinuous Wire Springs
- Upholstered Covers: Attached w/ Velcro / Removable For Maintenance
- Antimicrobial Moisture Barrier Fully Encapsulates All Foam Areas
- Double Needle Stitching Standard (Welting Optional - No Charge)
- Leather Upholstery Not Available
- Lifetime Warranty

OPTIONS:

- ER-1 Electric Recline\$1048
- BB Battery Backup\$529
- HM Heat & Massage\$1500
- H Heat Only\$1339

Feather Down & Polyester Pillows Available (See Page 5)
Specify Exposed Wood Finish (See Page 6)

WALLSAVER		ITEM #:	SPECIFICATIONS GRADES LIST PRICES:													
	WALLSAVER RECLINER / FULLY UPHOLSTERED		Overall: 31.5"w 34"d 42.25"h Seat: 21"w 21.75"d 18"h			Arm: 23"h Weight: 115 lbs.			COM: 6.25 yds. COL: n/a							
			COM	COL	1	2	3	4	5	6	7	8	9	10	L1	L2
	1811		2242	N/A	2502	2693	2883	3074	3265	3456	3647	3838	4029	4220	N/A	N/A
			<i>Tight Seat & Back / Removable Upholstery / Adjustable Semi-Attached Pillow-Lumbar / 6" Wall Proximity / 350 lb. Weight Capacity</i>													
		1811-R	256	N/A	572	737	901	1066	1231	1396	1561	1726	1891	2056	N/A	N/A
			<i>Replacement Upholstery Covers</i>													
																
	BARIATRIC WALLSAVER RECLINER / FULLY UPHOLSTERED		Overall: 36.5"w 34"d 42.25"h Seat: 26"w 21.75"d 18"h			Arm: 23"h Weight: 125 lbs.			COM: 6.75 yds. COL: n/a							
			COM	COL	1	2	3	4	5	6	7	8	9	10	L1	L2
	1811-X		2323	N/A	2610	2817	3023	3230	3437	3644	3851	4057	4264	4471	N/A	N/A
			<i>Tight Seat & Back / Removable Upholstery / Adjustable Semi-Attached Pillow-Lumbar / 6" Wall Proximity / 500 lb. Weight Capacity</i>													
		1811-XR	262	N/A	577	742	907	1072	1237	1402	1567	1732	1897	2062	N/A	N/A
			<i>Replacement Upholstery Covers</i>													
																
																
			Upright Position 34"D			Extended Footrest Position 57.5"D			Full Recline Position 67"D							
			 See Replay Healthcare Motion And Evolve Healthcare Motion For Additional WallSaver Recliners.													

DESCRIPTION:

- Upholstery Frames: Steel, Plywood & Hardwood
- Seat: High Density Polyurethane Foam Over Sheet Webbing
- Back: High Density Polyurethane Foam Over Sinuous Wire Springs
- Upholstered Covers: Attached w/ Velcro / Removable For Maintenance
- Antimicrobial Moisture Barrier Fully Encapsulates All Foam Areas
- Double Needle Stitching Standard (Wetling Optional - No Charge)
- Dual-Wheel Casters: (2) Front Locking/Swivel & (2) Rear Non-Locking/Non-Swivel (1514)
- (2) Drop Down Side Trays Mounted To Black Metal Tubing (1514)
- Exposed Wood Legs (1812): Solid Hardwood / Removable For Maintenance
- Leather Upholstery Not Available
- Lifetime Warranty

OPTIONS:

(See Facelift Revival Healthcare Options Pages)
 Feather Down & Polyester Pillows Available (See Page 5)

INFUSION / STAND-UP RECLINER

ITEM #:

SPECIFICATIONS | GRADES | LIST PRICES:

INFUSION WALLSAVER RECLINER / FULLY UPHOLSTERED



Optional Central Braking Available

Healthcare Motion

See Replay & Evolve Healthcare Motion For Additional Infusion Wallsaver Recliners.

Overall: 31.25"w 34"d 46"h	Arm: 27"h	COM: 6.5 yds.															
Seat: 21"w 20.5"d 19"h	Weight: 130 lbs.	COL: n/a	COM	COL	1	2	3	4	5	6	7	8	9	10	L1	L2	
			1814	2975	N/A	3176	3358	3540	3722	3904	4085	4267	4449	4631	4813	N/A	N/A
			<i>Tight Seat & Back / Removable Upholstery / 350 lb. Weight Capacity</i>														
			1814-R	281	N/A	554	699	843	987	1132	1276	1420	1565	1709	1853	N/A	N/A
			<i>Replacement Upholstery Covers</i>														

***NOTE: ELECTRIC OPTION NOT AVAILABLE ON INFUSION RECLINERS IN COMBINATION WITH CASTERS.**



Upright Position
32"D




Extended Footrest Position
52"D



Full Redine Position
64.5"D

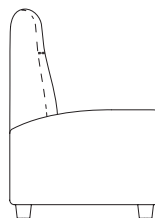
ELECTRIC STAND-UP RECLINER / FULLY UPHOLSTERED



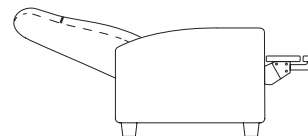
Healthcare Motion

See Replay Healthcare Motion For Additional Electric Stand-Up Recliner.

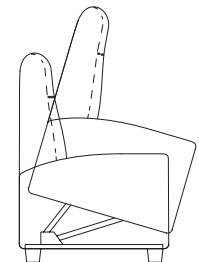
Overall: 35"w 35"d 42"h	Arm: 24.5"h	COM: 5.25 yds.															
Seat: 21.5"w 21.75"d 18"h	Weight: 145 lbs.	COL: n/a	COM	COL	1	2	3	4	5	6	7	8	9	10	L1	L2	
			1812	3319	N/A	3457	3616	3775	3934	4093	4252	4411	4570	4729	4888	N/A	N/A
			<i>Tight Seat & Back / Removable Upholstery / 350 lb. Weight Capacity</i>														
			1812-R	268	N/A	529	666	803	941	1078	1216	1353	1491	1628	1766	N/A	N/A
			<i>Replacement Upholstery Covers</i>														



Upright Position
35"D



Full Recline Position
66"D



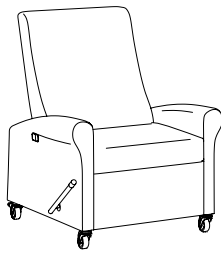



Stand-Up Position
59"H

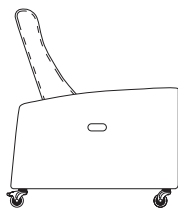
DESCRIPTION:

- Upholstery Frames: Steel, Plywood & Hardwood
- Seat: High Density Polyurethane Foam Over Sheet Webbing
- Back: High Density Polyurethane Foam Over Sinuous Wire Springs
- Upholstered Covers: Attached w/ Velcro / Removable For Maintenance
- Antimicrobial Moisture Barrier Fully Encapsulates All Foam Areas
- Double Needle Stitching Standard (Welting Optional - No Charge)
- Rotational & Directional Locking Casters (Rear)
- Leather Upholstery Not Available
- Lifetime Warranty

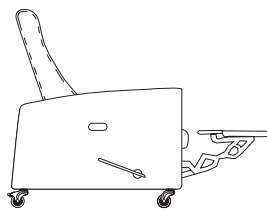
OPTIONS:

- Layflat Medical Recliner Options (See Revival Healthcare Options Pages)
- Feather Down & Polyester Pillows Available (See Page 5)

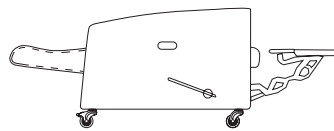
LAYFLAT MEDICAL RECLINER		ITEM #:	SPECIFICATIONS GRADES LIST PRICES:													
		LAYFLAT / TRENDELENBURG RECLINER	Overall: 35"w 38.5"d 45"h			Arm: 28"h			COM: 5.5 yds.							
			Seat: 24"w 20"d 20"h			Weight: 160 lbs.			COL: n/a							
			COM	COL	1	2	3	4	5	6	7	8	9	10	L1	L2
			1813-L	3494	N/A	3638	3805	3972	4139	4306	4473	4640	4807	4974	5141	N/A
Layflat / Tight Seat & Back / Removable Upholstery / 500 lb. Weight Capacity																
1813-T	3629	N/A	3765	3932	4099	4266	4433	4600	4767	4934	5101	5268	N/A	N/A		
Trendelenburg / Tight Seat & Back / Removable Upholstery / 500 lb. Weight Capacity																
1813-R	264	N/A	538	682	827	971	1115	1260	1404	1548	1692	1837	N/A	N/A		
Replacement Upholstery Covers																
																
		BARIATRIC LAYFLAT / TRENDELENBURG RECLINER	Overall: 40"w 38.5"d 45"h			Arm: 28"h			COM: 6.25 yds.							
			Seat: 29"w 20"d 20"h			Weight: 185 lbs.			COL: n/a							
			COM	COL	1	2	3	4	5	6	7	8	9	10	L1	L2
			1813-XL	3677	N/A	3858	4049	4240	4431	4622	4813	5004	5195	5386	5577	N/A
Layflat / Tight Seat & Back / Removable Upholstery / 600 lb. Weight Capacity																
1813-XT	3845	N/A	4018	4208	4399	4590	4781	4972	5163	5354	5545	5736	N/A	N/A		
Trendelenburg / Tight Seat & Back / Removable Upholstery / 600 lb. Weight Capacity																
1813-XR	309	N/A	581	725	869	1014	1158	1302	1447	1591	1735	1880	N/A	N/A		
Replacement Upholstery Covers																
																



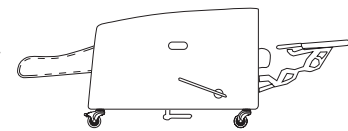
Upright Position
38.5"D



Extended Footrest Position
57.5"D





Layflat Position
73.75"D







Trendelenburg Position
74.75"D

 See Replay Healthcare Motion (Page 176)
And Evolve Healthcare Motion (Page 290)
For Additional Layflat Medical Recliners.

CASTERS / POWER	OPTION #:	SPECIFICATIONS LIST PRICES AVAILABILITY:
<p>IN-LINE CASTERS</p> 	<p>ILC</p> <p>\$57 (Set Of Two) Single Direction In-Line Caster (Non-Locking / Specify Wood Finish / Specify Location)</p> <p>Available: Facelift 2 Revival Sleepover Lounge</p>	
<p>LOCKING / NON-LOCKING CASTERS</p>  <p>Locking Casters</p> <p>Non-Locking Casters</p>	<p>LC</p> <p>\$31 (Set Of Two) Locking Casters (Black Finish / Specify Location)</p> <p>NLC</p> <p>\$26 (Set Of Two) Non-Locking Casters (Black Finish / Specify Location)</p> <p>Available: Facelift 2 Revival Sleepover Lounge</p>	
<p>MEDICAL LOCKING / NON-LOCKING CASTERS</p>  <p>Locking Casters</p> <p>Non-Locking Casters</p>	<p>MLC</p> <p>\$179 (Set Of Two) Locking Casters - Motion & Direction (Gray Finish / Specify Location)</p> <p>MNLC</p> <p>\$205 (Set Of Two) Non-Locking Casters - Single Direction (Gray Finish / Specify Location)</p> <p>Available: Facelift 2 Revival Electric Standup Recliner</p>	
<p>POWER / DATA MODULE</p> 	<p>PM1</p> <p>\$836 (1-Power / 1-USB 2 Port Simplex Charger Standard) Vertical / Horizontal Mount Power Module. Price Varies By Socket. Contact Customer Service For Quote. (Additional Colors Available)</p> <p>Available: Facelift 2 Revival Sleepover Lounge</p>	

BRAKE / LEGS / ELECTRIC / PUSH BAR	OPTION #:	SPECIFICATIONS LIST PRICES AVAILABILITY:
<p>CENTRAL BRAKING</p> 	<p>Overall: 7.5"w 2"d .5"h</p> <p>CB-1 \$405 (Set Of 1) <i>(White Plastic Brake w/ Lock & Unlock Pedals)</i></p> <p>Available: <i>Facelift Revival Wallsaver & Infusion Wallsaver Recliners</i></p>	
<p>ALUMINUM ROUND LEGS</p> 	<p>Overall: 2" Diameter 5"h</p> <p>ARL \$353 (Set Of 4) <i>(Brushed Aluminum Finish)</i></p> <p>Available: <i>Facelift 2 Revival Asynchronous Patient Chair (1808 Model)</i></p>	
<p>ELECTRIC RECLINE / BATTERY BACKUP / HEAT / MASSAGE</p>  <p>ER-1 Electric Recline (Wallsaver Model) ER-2/ER-3 Electric Recline (Layflat Model)</p> <p>BB Battery Backup</p> <p>HM Heat & Massage (All Recliner Models) H Heat (All Recliner Models)</p>	<p>Overall: N/A</p> <p>ER-1 \$1048 Electric Recline <i>Replaces Manual Mechanism On Any Wallsaver Model - Surface Mounts On Inside Arm (Specify Left Or Right Facing)</i> *NOTE: ELECTRIC OPTION NOT AVAILABLE ON INFUSION RECLINERS IN COMBINATION WITH CASTERS.</p> <p>ER-2 \$1084 Electric Recline <i>Replaces Manual Mechanism On Any Layflat Model - Surface Mounts On Inside Arm (Specify Left Or Right Facing)</i></p> <p>ER-3 \$1474 Electric Recline <i>Replaces Manual Mechanism On Any Trendelenburg Layflat Model - Surface Mounts On Inside Arm (Specify Left Or Right Facing)</i></p> <p>BB \$529 Battery Backup <i>Allows Any Wallsaver, Layflat, Or Standup Electric Recliner To Be Cordless - Surface Mounts On Inside Arm (Specify Left Or Right Facing)</i></p> <p>HM \$1500 Heat & Massage <i>Add Heat & Massage To Any Wallsaver, Layflat, Or Standup Electric Recliner - Surface Mounts On Inside Arm (Specify Left Or Right Facing)</i></p> <p>H \$1339 Heat <i>Add Heat Only To Any Wallsaver, Layflat, Or Standup Electric Recliner - Surface Mounts On Inside Arm (Specify Left Or Right Facing)</i></p> <p>Available: <i>Facelift Revival Recliners</i></p>	
<p>PUSH BAR</p> 	<p>Overall: 18.5"w 3.5"d 1"h</p> <p>PB \$240 <i>(Black Finish)</i></p> <p>Available: <i>Facelift 2 Revival Medical Recliners</i></p>	

I.V. / SIDE TRAY / BAG HOLDER / RESTRAINT BUCKLE / FOOTREST	OPTION #:	SPECIFICATIONS LIST PRICES AVAILABILITY:
<p>I.V. POLE</p> 	<p>IV</p> <p>Overall: 10"w 2.5"d 39.5" / 69.75"h</p> <hr/> <p>\$471 <i>Height Adjustable I.V. Pole (Chrome & Black Finish / Specify Left Or Right Facing Location)</i></p> <p>Available: Facelift 2 Revival Medical Recliners</p>	
<p>SIDE TRAY</p> 	<p>Overall: 12.75"w 10"d 4"h (Small Side Tray) / 17"w 10"d 4"h (Large Side Tray)</p> <hr/> <p>ST-1 \$245 <i>Drop-Down Side Tray (Small Side Tray)</i></p> <p>ST-2 \$335 <i>Drop-Down Side Tray (Large Side Tray)</i></p> <p>Available: Facelift 2 Revival Medical Recliners <i>Note: If A Medical Recliner With A Manual Mechanism Is Selected, The Standard Side Tray Location Will Be Front Right Facing</i></p>	
<p>BAG HOLDER / PERSONAL RESTRAINT BUCKLE</p> 	<p>Overall: 2.19"w .38"d 2.56"h</p> <hr/> <p>BH \$65 <i>Bag Holder (Brushed Finish / Specify Left Or Right Facing Location)</i></p> <p>RB \$117 (Set Of 2) <i>Personal Restraint Buckle (Brushed Finish)</i></p> <p>Available: Facelift 2 Revival Medical Recliners</p>	
<p>FOOTREST</p> 	<p>Overall: 16"w 8"d .1875"h</p> <hr/> <p>FR \$360 <i>(Black Finish)</i></p> <p>Available: Facelift 2 Revival Medical Recliners</p>	

OXYGEN TANK HOLDER / WOOD RING BASE / COVERS	OPTION #:	SPECIFICATIONS LIST PRICES AVAILABILITY:
<p>OXYGEN TANK HOLDER</p> 	<p>OH</p> <p>Overall: 4.75" Diameter 9.75"h</p> <hr/> <p>\$238 <i>Black Metal Oxygen Tank Holder Holds a 4.375" Diameter Oxygen Tank (Not Included) (Specify Left Or Right Facing Location)</i></p> <p>Available: <i>Facelift 3 Revival Medical Recliners</i></p>	
<p>LOUNGE GLIDER WOOD RING BASE</p> 	<p>WR</p> <p>Overall: 22"dia. 3"h</p> <hr/> <p>\$224 <i>Wood Ring Base replaces circular metal base (1810-G) or swivel glider w/ circular metal base (1810-SG).</i></p> <p><i>Specify Exposed Wood Finish. (See Page 6)</i></p> <p>Available: <i>Facelift Revival Lounge Glider</i></p>	
<p>CONTRASTING COVERS</p> 	<p>CC</p> <p>Overall: N/A</p> <hr/> <p>\$129 <i>NOTE: If Two Or More Upholsteries Or Leathers Are Used On Any Piece Of Furniture, Then A Contrast Charge Will Apply Per Order. When Using Trinity Upholstery, The Higher Priced Upholstery Grade Will Be Used In Pricing, Unless It's Trinity Leather With Fabric Contrast Welt, Or COM With Trinity Contrast Welt, Then Contact Customer Service For Pricing.</i></p> <p>Available: <i>Facelift 2 Revival Healthcare Motion</i></p>	

Facelift Evolve

GUEST / TANDEM / TABLES

Effective: August 1, 2022

T R I N I T Y

Date:

Page:

Modification:

Description:


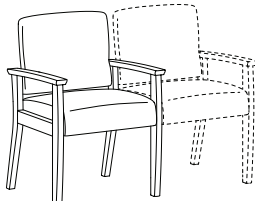
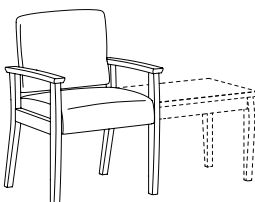
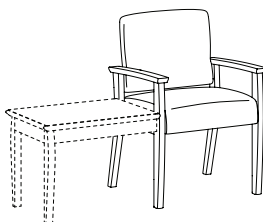
DESCRIPTION:

- Upholstery Frames: Steel, Plywood & Hardwood
- Seat: High Density Polyurethane Foam Over Strap Webbing
- Back: High Density Polyurethane Foam Over Plywood
- Upholstered Covers: Attached w/ Velcro / Removable For Maintenance
- Exposed Wood Legs: Solid Hardwood / Removable For Maintenance / Wallsaver Legs
- Antimicrobial Moisture Barrier Fully Encapsulates All Foam Areas
- Leather Upholstery Not Available
- Adjustable Height Leveling Glides Standard
- Lifetime Warranty

OPTIONS:

- Closed Arm Panels (See 1800-PL / 1800-PR Item #'s)
- Specify Exposed Wood Finish (See Page 6)

NOTE: All Seating Configurations Are Viewed From Left To Right Facing. Please Attach A Layout Showing Seating Configuration w/ Your Order. Assembled Units Must Be Shipped In Configurations Of 3 Or Less.

GUEST / TANDEM		ITEM #:	SPECIFICATIONS GRADES LIST PRICES:													
ARM SIDE CHAIR / WOOD ARMS			<i>Overall: 23.5"w 24"d 34"h</i>				<i>Arm: 25"h</i>				<i>COM: 1.75 yds.</i>					
			<i>Seat: 20"w 19"d 18.5"h</i>				<i>Weight: 45 lbs.</i>				<i>COL: n/a</i>					
			COM	COL	1	2	3	4	5	6	7	8	9	10	L1	L2
	1820		1162	N/A	1181	1222	1264	1305	1346	1387	1428	1470	1511	1552	N/A	N/A
			<i>Open Back / Tight Seat & Back / Removable Upholstery</i>													
	1820-R		131	N/A	206	247	288	330	371	412	453	495	536	577	N/A	N/A
			<i>Replacement Upholstery Covers</i>													
ARM CHAIR / WOOD ARMS / ACCEPTS SEAT ON RIGHT			<i>Overall: 23.5"w 24"d 34"h</i>				<i>Arm: 25"h</i>				<i>COM: 1.75 yds.</i>					
			<i>Seat: 20"w 19"d 18.5"h</i>				<i>Weight: 45 lbs.</i>				<i>COL: n/a</i>					
			COM	COL	1	2	3	4	5	6	7	8	9	10	L1	L2
	1820-C		1162	N/A	1181	1222	1264	1305	1346	1387	1428	1470	1511	1552	N/A	N/A
			<i>Open Back / Tight Seat & Back / Removable Upholstery</i>													
	1820-R		131	N/A	206	247	288	330	371	412	453	495	536	577	N/A	N/A
			<i>Replacement Upholstery Covers</i>													
ARM CHAIR / WOOD ARMS / ACCEPTS TABLE ON RIGHT			<i>Overall: 23.5"w 24"d 34"h</i>				<i>Arm: 25"h</i>				<i>COM: 1.75 yds.</i>					
			<i>Seat: 20"w 19"d 18.5"h</i>				<i>Weight: 45 lbs.</i>				<i>COL: n/a</i>					
			COM	COL	1	2	3	4	5	6	7	8	9	10	L1	L2
	1820-T		1162	N/A	1181	1222	1264	1305	1346	1387	1428	1470	1511	1552	N/A	N/A
			<i>Open Back / Tight Seat & Back / Removable Upholstery</i>													
	1820-R		131	N/A	206	247	288	330	371	412	453	495	536	577	N/A	N/A
			<i>Replacement Upholstery Covers</i>													
ARM CHAIR / WOOD ARMS / ACCEPTS TABLE ON LEFT			<i>Overall: 23.5"w 24"d 34"h</i>				<i>Arm: 25"h</i>				<i>COM: 1.75 yds.</i>					
			<i>Seat: 20"w 19"d 18.5"h</i>				<i>Weight: 45 lbs.</i>				<i>COL: n/a</i>					
			COM	COL	1	2	3	4	5	6	7	8	9	10	L1	L2
	1820-LT		1162	N/A	1181	1222	1264	1305	1346	1387	1428	1470	1511	1552	N/A	N/A
			<i>Open Back / Tight Seat & Back / Removable Upholstery</i>													
	1820-R		131	N/A	206	247	288	330	371	412	453	495	536	577	N/A	N/A
			<i>Replacement Upholstery Covers</i>													

DESCRIPTION:

- Upholstery Frames: Steel, Plywood & Hardwood
- Seat: High Density Polyurethane Foam Over Strap Webbing
- Back: High Density Polyurethane Foam Over Plywood
- Upholstered Covers: Attached w/ Velcro / Removable For Maintenance
- Exposed Wood Legs: Solid Hardwood / Removable For Maintenance / Wallsaver Legs
- Antimicrobial Moisture Barrier Fully Encapsulates All Foam Areas
- Leather Upholstery Not Available
- Adjustable Height Leveling Glides Standard
- Lifetime Warranty

OPTIONS:

- Closed Arm Panels (See 1800-PL / 1800-PR Item #'s)
- Specify Exposed Wood Finish (See Page 6)

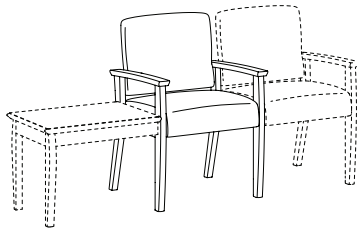
NOTE: All Seating Configurations Are Viewed From Left To Right Facing. Please Attach A Layout Showing Seating Configuration w/ Your Order. Assembled Units Must Be Shipped In Configurations Of 3 Or Less.

TANDEM

ITEM #:

SPECIFICATIONS | GRADES | LIST PRICES:

ARM CHAIR / WOOD ARMS / ACCEPTS
TABLE ON LEFT / SEAT ON RIGHT



1820-TC

1820-R

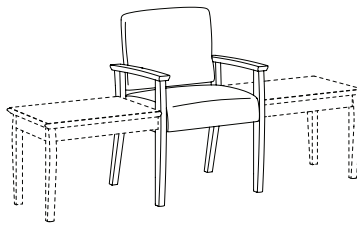
Overall: 23.5"w 24"d 34"h
Seat: 20"w 19"d 18.5"h

Arm: 25"h
Weight: 45 lbs.

COM: 1.75 yds.
COL: n/a

COM	COL	1	2	3	4	5	6	7	8	9	10	L1	L2
1162	N/A	1181	1222	1264	1305	1346	1387	1428	1470	1511	1552	N/A	N/A
<i>Open Back / Tight Seat & Back / Removable Upholstery</i>													
131	N/A	206	247	288	330	371	412	453	495	536	577	N/A	N/A
<i>Replacement Upholstery Covers</i>													

ARM CHAIR / WOOD ARMS /
ACCEPTS TABLE ON LEFT / RIGHT



1820-TT

1820-R

Overall: 23.5"w 24"d 34"h
Seat: 20"w 19"d 18.5"h

Arm: 25"h
Weight: 45 lbs.

COM: 1.75 yds.
COL: n/a

COM	COL	1	2	3	4	5	6	7	8	9	10	L1	L2
1162	N/A	1181	1222	1264	1305	1346	1387	1428	1470	1511	1552	N/A	N/A
<i>Open Back / Tight Seat & Back / Removable Upholstery</i>													
131	N/A	206	247	288	330	371	412	453	495	536	577	N/A	N/A
<i>Replacement Upholstery Covers</i>													

DESCRIPTION:


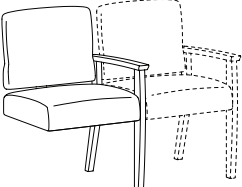
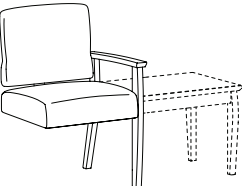
- Upholstery Frames: Steel, Plywood & Hardwood
- Seat: High Density Polyurethane Foam Over Strap Webbing
- Back: High Density Polyurethane Foam Over Plywood
- Upholstered Covers: Attached w/ Velcro / Removable For Maintenance
- Exposed Wood Legs: Solid Hardwood / Removable For Maintenance / Wallsaver Legs
- Antimicrobial Moisture Barrier Fully Encapsulates All Foam Areas
- Leather Upholstery Not Available
- Adjustable Height Leveling Glides Standard
- Lifetime Warranty

OPTIONS:

- Closed Arm Panels (See 1800-PL / 1800-PR Item #'s)
- Specify Exposed Wood Finish (See Page 6)

NOTE: All Seating Configurations Are Viewed From Left To Right Facing. Please Attach A Layout Showing Seating Configuration w/ Your Order. Assembled Units Must Be Shipped In Configurations Of 3 Or Less.

TANDEM

ITEM #:	SPECIFICATIONS GRADES LIST PRICES:													
ADD-A-SEAT / WOOD ARMS 	Overall: 21.75"w 24"d 34"h			Arm: 25"h			COM: 1.75 yds.							
	Seat: 20"w 19"d 18.5"h			Weight: 40 lbs.			COL: n/a							
	COM	COL	1	2	3	4	5	6	7	8	9	10	L1	L2
1821	924	N/A	956	997	1038	1079	1121	1162	1203	1244	1286	1327	N/A	N/A
<i>Open Back / Tight Seat & Back / Removable Upholstery</i>														
1820-R	131	N/A	206	247	288	330	371	412	453	495	536	577	N/A	N/A
<i>Replacement Upholstery Covers</i>														
ADD-A-SEAT / WOOD ARMS / ACCEPTS SEAT ON RIGHT 	Overall: 21.75"w 24"d 34"h			Arm: 25"h			COM: 1.75 yds.							
	Seat: 20"w 19"d 18.5"h			Weight: 40 lbs.			COL: n/a							
	COM	COL	1	2	3	4	5	6	7	8	9	10	L1	L2
1821-C	924	N/A	956	997	1038	1079	1121	1162	1203	1244	1286	1327	N/A	N/A
<i>Open Back / Tight Seat & Back / Removable Upholstery</i>														
1820-R	131	N/A	206	247	288	330	371	412	453	495	536	577	N/A	N/A
<i>Replacement Upholstery Covers</i>														
ADD-A-SEAT / WOOD ARMS / ACCEPTS TABLE ON RIGHT 	Overall: 21.75"w 24"d 34"h			Arm: 25"h			COM: 1.75 yds.							
	Seat: 20"w 19"d 18.5"h			Weight: 40 lbs.			COL: n/a							
	COM	COL	1	2	3	4	5	6	7	8	9	10	L1	L2
1821-T	924	N/A	956	997	1038	1079	1121	1162	1203	1244	1286	1327	N/A	N/A
<i>Open Back / Tight Seat & Back / Removable Upholstery</i>														
1820-R	131	N/A	206	247	288	330	371	412	453	495	536	577	N/A	N/A
<i>Replacement Upholstery Covers</i>														


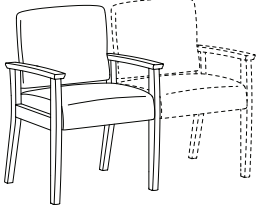
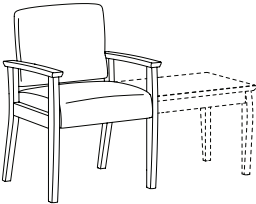
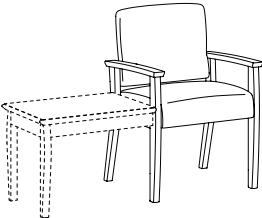
DESCRIPTION:

- Upholstery Frames: Steel, Plywood & Hardwood
- Seat: High Density Polyurethane Foam Over Strap Webbing
- Back: High Density Polyurethane Foam Over Plywood
- Upholstered Covers: Attached w/ Velcro / Removable For Maintenance
- Exposed Wood Legs: Solid Hardwood / Removable For Maintenance / Wallsaver Legs
- Antimicrobial Moisture Barrier Fully Encapsulates All Foam Areas
- Leather Upholstery Not Available
- Adjustable Height Leveling Glides Standard
- Lifetime Warranty

OPTIONS:

- EPAC-1 Black Polyester Arm Caps (Set Of 2).....\$355
- Closed Arm Panels (See 1800-PL / 1800-PR Item #s)
- Specify Exposed Wood Finish (See Page 6)

NOTE: All Seating Configurations Are Viewed From Left To Right Facing. Please Attach A Layout Showing Seating Configuration w/ Your Order. Assembled Units Must Be Shipped In Configurations Of 3 Or Less.

GUEST / TANDEM		ITEM #:	SPECIFICATIONS GRADES LIST PRICES:													
			Overall: 23.5"w 24"d 34"h			Arm: 25"h			COM: 1.75 yds.							
			Seat: 20"w 19"d 18.5"h			Weight: 45 lbs.			COL: n/a							
			COM	COL	1	2	3	4	5	6	7	8	9	10	L1	L2
	1822		1179	N/A	1209	1239	1280	1321	1363	1404	1445	1486	1527	1569	N/A	N/A
			<i>Open Back / Tight Seat & Back / Removable Upholstery</i>													
	1820-R		131	N/A	206	247	288	330	371	412	453	495	536	577	N/A	N/A
			<i>Replacement Upholstery Covers</i>													
			Overall: 23.5"w 24"d 34"h			Arm: 25"h			COM: 1.75 yds.							
			Seat: 20"w 19"d 18.5"h			Weight: 45 lbs.			COL: n/a							
			COM	COL	1	2	3	4	5	6	7	8	9	10	L1	L2
	1822-C		1179	N/A	1209	1239	1280	1321	1363	1404	1445	1486	1527	1569	N/A	N/A
			<i>Open Back / Tight Seat & Back / Removable Upholstery</i>													
	1820-R		131	N/A	206	247	288	330	371	412	453	495	536	577	N/A	N/A
			<i>Replacement Upholstery Covers</i>													
			Overall: 23.5"w 24"d 34"h			Arm: 25"h			COM: 1.75 yds.							
			Seat: 20"w 19"d 18.5"h			Weight: 45 lbs.			COL: n/a							
			COM	COL	1	2	3	4	5	6	7	8	9	10	L1	L2
	1822-T		1179	N/A	1209	1239	1280	1321	1363	1404	1445	1486	1527	1569	N/A	N/A
			<i>Open Back / Tight Seat & Back / Removable Upholstery</i>													
	1820-R		131	N/A	206	247	288	330	371	412	453	495	536	577	N/A	N/A
			<i>Replacement Upholstery Covers</i>													
			Overall: 23.5"w 24"d 34"h			Arm: 25"h			COM: 1.75 yds.							
			Seat: 20"w 19"d 18.5"h			Weight: 45 lbs.			COL: n/a							
			COM	COL	1	2	3	4	5	6	7	8	9	10	L1	L2
	1822-LT		1179	N/A	1209	1239	1280	1321	1363	1404	1445	1486	1527	1569	N/A	N/A
			<i>Open Back / Tight Seat & Back / Removable Upholstery</i>													
	1820-R		131	N/A	206	247	288	330	371	412	453	495	536	577	N/A	N/A
			<i>Replacement Upholstery Covers</i>													

DESCRIPTION:

- Upholstery Frames: Steel, Plywood & Hardwood
- Seat: High Density Polyurethane Foam Over Strap Webbing
- Back: High Density Polyurethane Foam Over Plywood
- Upholstered Covers: Attached w/ Velcro / Removable For Maintenance
- Exposed Wood Legs: Solid Hardwood / Removable For Maintenance / Wallsaver Legs
- Antimicrobial Moisture Barrier Fully Encapsulates All Foam Areas
- Leather Upholstery Not Available
- Adjustable Height Leveling Glides Standard
- Lifetime Warranty

OPTIONS:

- EPAC-1 Black Polyester Arm Caps (Set Of 2).....\$355
- Closed Arm Panels (See 1800-PL / 1800-PR Item #'s)
- Specify Exposed Wood Finish (See Page 6)

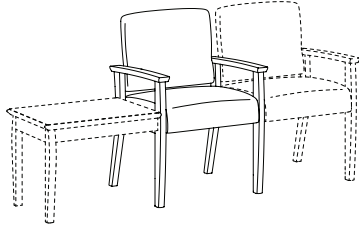
NOTE: All Seating Configurations Are Viewed From Left To Right Facing. Please Attach A Layout Showing Seating Configuration w/ Your Order. Assembled Units Must Be Shipped In Configurations Of 3 Or Less.

TANDEM

ITEM #:

SPECIFICATIONS | GRADES | LIST PRICES:

ARM CHAIR / URETHANE ARMS / ACCEPTS TABLE ON LEFT / SEAT ON RIGHT

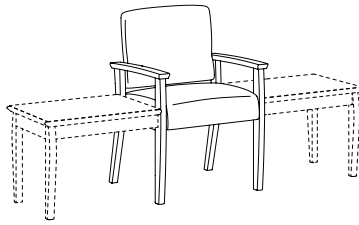


1822-TC

1820-R

Overall: 23.5"w 24"d 34"h		Arm: 25"h		COM: 1.75 yds.									
Seat: 20"w 19"d 18.5"h		Weight: 45 lbs.		COL: n/a									
COM	COL	1	2	3	4	5	6	7	8	9	10	L1	L2
1179	N/A	1209	1239	1280	1321	1363	1404	1445	1486	1527	1569	N/A	N/A
<i>Open Back / Tight Seat & Back / Removable Upholstery</i>													
131	N/A	206	247	288	330	371	412	453	495	536	577	N/A	N/A
<i>Replacement Upholstery Covers</i>													

ARM CHAIR / URETHANE ARMS / ACCEPTS TABLE ON LEFT / RIGHT



1822-TT

1820-R

Overall: 23.5"w 24"d 34"h		Arm: 25"h		COM: 1.75 yds.									
Seat: 20"w 19"d 18.5"h		Weight: 45 lbs.		COL: n/a									
COM	COL	1	2	3	4	5	6	7	8	9	10	L1	L2
1179	N/A	1209	1239	1280	1321	1363	1404	1445	1486	1527	1569	N/A	N/A
<i>Open Back / Tight Seat & Back / Removable Upholstery</i>													
131	N/A	206	247	288	330	371	412	453	495	536	577	N/A	N/A
<i>Replacement Upholstery Covers</i>													

DESCRIPTION:

- Upholstery Frames: Steel, Plywood & Hardwood
- Seat: High Density Polyurethane Foam Over Strap Webbing
- Back: High Density Polyurethane Foam Over Plywood
- Upholstered Covers: Attached w/ Velcro / Removable For Maintenance
- Exposed Wood Legs: Solid Hardwood / Removable For Maintenance / Wallsaver Legs
- Antimicrobial Moisture Barrier Fully Encapsulates All Foam Areas
- Leather Upholstery Not Available
- Adjustable Height Leveling Glides Standard
- Lifetime Warranty

OPTIONS:


- EPAC-1 Black Polyester Arm Caps (Set Of 2).....\$355
- Closed Arm Panels (See 1800-PL / 1800-PR Item #'s)
- Specify Exposed Wood Finish (See Page 6)

NOTE: All Seating Configurations Are Viewed From Left To Right Facing. Please Attach A Layout Showing Seating Configuration w/ Your Order. Assembled Units Must Be Shipped In Configurations Of 3 Or Less.

TANDEM

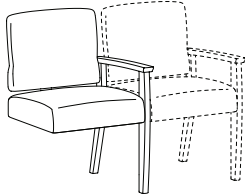
ITEM #: SPECIFICATIONS | GRADES | LIST PRICES:

ADD-A-SEAT / URETHANE ARMS



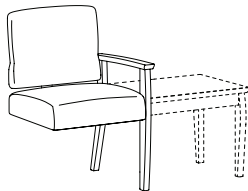
		Overall: 21.75"w 24"d 34"h		Arm: 25"h		COM: 1.75 yds.							
		Seat: 20"w 19"d 18.5"h		Weight: 40 lbs.		COL: n/a							
COM	COL	1	2	3	4	5	6	7	8	9	10	L1	L2
1823	N/A	961	1002	1044	1085	1126	1167	1209	1250	1291	1332	N/A	N/A
<i>Open Back / Tight Seat & Back / Removable Upholstery</i>													
1820-R	N/A	206	247	288	330	371	412	453	495	536	577	N/A	N/A
<i>Replacement Upholstery Covers</i>													

ADD-A-SEAT / URETHANE ARMS / ACCEPTS SEAT ON RIGHT



		Overall: 21.75"w 24"d 34"h		Arm: 25"h		COM: 1.75 yds.							
		Seat: 20"w 19"d 18.5"h		Weight: 40 lbs.		COL: n/a							
COM	COL	1	2	3	4	5	6	7	8	9	10	L1	L2
1823-C	N/A	961	1002	1044	1085	1126	1167	1209	1250	1291	1332	N/A	N/A
<i>Open Back / Tight Seat & Back / Removable Upholstery</i>													
1820-R	N/A	206	247	288	330	371	412	453	495	536	577	N/A	N/A
<i>Replacement Upholstery Covers</i>													

ADD-A-SEAT / URETHANE ARMS / ACCEPTS TABLE ON RIGHT



		Overall: 21.75"w 24"d 34"h		Arm: 25"h		COM: 1.75 yds.							
		Seat: 20"w 19"d 18.5"h		Weight: 40 lbs.		COL: n/a							
COM	COL	1	2	3	4	5	6	7	8	9	10	L1	L2
1823-T	N/A	961	1002	1044	1085	1126	1167	1209	1250	1291	1332	N/A	N/A
<i>Open Back / Tight Seat & Back / Removable Upholstery</i>													
1820-R	N/A	206	247	288	330	371	412	453	495	536	577	N/A	N/A
<i>Replacement Upholstery Covers</i>													

DESCRIPTION:

- Upholstery Frames: Steel, Plywood & Hardwood
- Seat: High Density Polyurethane Foam Over Strap Webbing
- Back: High Density Polyurethane Foam Over Plywood
- Upholstered Covers: Attached w/ Velcro / Removable For Maintenance
- Exposed Wood Legs: Solid Hardwood / Removable For Maintenance / Wallsaver Legs
- Antimicrobial Moisture Barrier Fully Encapsulates All Foam Areas
- Leather Upholstery Not Available
- Adjustable Height Leveling Glides Standard
- Lifetime Warranty

OPTIONS:

- Closed Arm Panels (See 1800-PL / 1800-PR Item #'s)
- Specify Exposed Wood Finish (See Page 6)


NOTE: All Seating Configurations Are Viewed From Left To Right Facing. Please Attach A Layout Showing Seating Configuration w/ Your Order. Assembled Units Must Be Shipped In Configurations Of 3 Or Less.

BARIATRIC / TANDEM

ITEM #:

SPECIFICATIONS | GRADES | LIST PRICES:

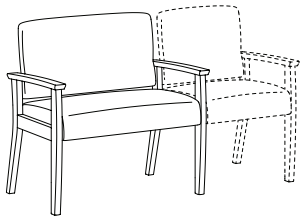
BARIATRIC CHAIR / WOOD ARMS



Overall: 33.5"w 24"d 34"h **Arm:** 25"h **COM:** 2.25 yds.
Seat: 30"w 19"d 18.5"h **Weight:** 55 lbs. **COL:** n/a

COM	COL	1	2	3	4	5	6	7	8	9	10	L1	L2
1830	N/A	1537	1592	1647	1702	1757	1812	1867	1922	1977	2032	N/A	N/A
<i>Open Back / Tight Seat & Back / Removable Upholstery / 500 lb. Weight Capacity</i>													
1830-R	N/A	242	297	352	407	462	517	572	627	682	737	N/A	N/A
<i>Replacement Upholstery Covers</i>													

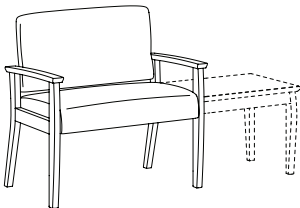
BARIATRIC CHAIR / WOOD ARMS / ACCEPTS SEAT ON RIGHT



Overall: 33.5"w 24"d 34"h **Arm:** 25"h **COM:** 2.25 yds.
Seat: 30"w 19"d 18.5"h **Weight:** 55 lbs. **COL:** n/a

COM	COL	1	2	3	4	5	6	7	8	9	10	L1	L2
1830-C	N/A	1537	1592	1647	1702	1757	1812	1867	1922	1977	2032	N/A	N/A
<i>Open Back / Tight Seat & Back / Removable Upholstery / 500 lb. Weight Capacity</i>													
1830-R	N/A	242	297	352	407	462	517	572	627	682	737	N/A	N/A
<i>Replacement Upholstery Covers</i>													

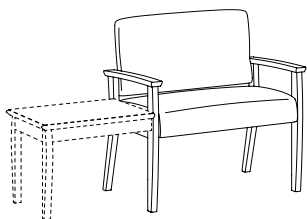
BARIATRIC CHAIR / WOOD ARMS / ACCEPTS TABLE ON RIGHT



Overall: 33.5"w 24"d 34"h **Arm:** 25"h **COM:** 2.25 yds.
Seat: 30"w 19"d 18.5"h **Weight:** 55 lbs. **COL:** n/a

COM	COL	1	2	3	4	5	6	7	8	9	10	L1	L2
1830-T	N/A	1537	1592	1647	1702	1757	1812	1867	1922	1977	2032	N/A	N/A
<i>Open Back / Tight Seat & Back / Removable Upholstery / 500 lb. Weight Capacity</i>													
1830-R	N/A	242	297	352	407	462	517	572	627	682	737	N/A	N/A
<i>Replacement Upholstery Covers</i>													

BARIATRIC CHAIR / WOOD ARMS / ACCEPTS TABLE ON LEFT



Overall: 33.5"w 24"d 34"h **Arm:** 25"h **COM:** 2.25 yds.
Seat: 30"w 19"d 18.5"h **Weight:** 55 lbs. **COL:** n/a

COM	COL	1	2	3	4	5	6	7	8	9	10	L1	L2
1830-LT	N/A	1537	1592	1647	1702	1757	1812	1867	1922	1977	2032	N/A	N/A
<i>Open Back / Tight Seat & Back / Removable Upholstery / 500 lb. Weight Capacity</i>													
1830-R	N/A	242	297	352	407	462	517	572	627	682	737	N/A	N/A
<i>Replacement Upholstery Covers</i>													

DESCRIPTION:

- Upholstery Frames: Steel, Plywood & Hardwood
- Seat: High Density Polyurethane Foam Over Strap Webbing
- Back: High Density Polyurethane Foam Over Plywood
- Upholstered Covers: Attached w/ Velcro / Removable For Maintenance
- Exposed Wood Legs: Solid Hardwood / Removable For Maintenance / Wallsaver Legs
- Antimicrobial Moisture Barrier Fully Encapsulates All Foam Areas
- Leather Upholstery Not Available
- Adjustable Height Leveling Glides Standard
- Lifetime Warranty

OPTIONS:

- Closed Arm Panels (See 1800-PL / 1800-PR Item #'s)
- Specify Exposed Wood Finish (See Page 6)


NOTE: All Seating Configurations Are Viewed From Left To Right Facing. Please Attach A Layout Showing Seating Configuration w/ Your Order. Assembled Units Must Be Shipped In Configurations Of 3 Or Less.

BARIATRIC / TANDEM

ITEM #:

SPECIFICATIONS | GRADES | LIST PRICES:

**BARIATRIC CHAIR / WOOD ARMS /
ACCEPTS TABLE ON LEFT / SEAT ON RIGHT**

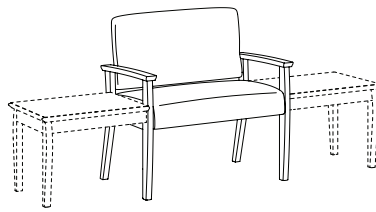


1830-TC

1830-R

Overall: 33.5"w 24"d 34"h		Arm: 25"h		COM: 2.25 yds.									
Seat: 30"w 19"d 18.5"h		Weight: 55 lbs.		COL: n/a									
COM	COL	1	2	3	4	5	6	7	8	9	10	L1	L2
1509	N/A	1537	1592	1647	1702	1757	1812	1867	1922	1977	2032	N/A	N/A
<i>Open Back / Tight Seat & Back / Removable Upholstery / 500 lb. Weight Capacity</i>													
140	N/A	242	297	352	407	462	517	572	627	682	737	N/A	N/A
<i>Replacement Upholstery Covers</i>													

**BARIATRIC CHAIR / WOOD ARMS /
ACCEPTS TABLE ON LEFT / RIGHT**



1830-TT

1830-R

Overall: 33.5"w 24"d 34"h		Arm: 25"h		COM: 2.25 yds.									
Seat: 30"w 19"d 18.5"h		Weight: 55 lbs.		COL: n/a									
COM	COL	1	2	3	4	5	6	7	8	9	10	L1	L2
1509	N/A	1537	1592	1647	1702	1757	1812	1867	1922	1977	2032	N/A	N/A
<i>Open Back / Tight Seat & Back / Removable Upholstery / 500 lb. Weight Capacity</i>													
140	N/A	242	297	352	407	462	517	572	627	682	737	N/A	N/A
<i>Replacement Upholstery Covers</i>													

DESCRIPTION:

- Upholstery Frames: Steel, Plywood & Hardwood
- Seat: High Density Polyurethane Foam Over Strap Webbing
- Back: High Density Polyurethane Foam Over Plywood
- Upholstered Covers: Attached w/ Velcro / Removable For Maintenance
- Exposed Wood Legs: Solid Hardwood / Removable For Maintenance / Wallsaver Legs
- Antimicrobial Moisture Barrier Fully Encapsulates All Foam Areas
- Leather Upholstery Not Available
- Adjustable Height Leveling Glides Standard
- Lifetime Warranty

OPTIONS:

- Closed Arm Panels (See 1800-PL / 1800-PR Item #'s)
- Specify Exposed Wood Finish (See Page 6)


NOTE: All Seating Configurations Are Viewed From Left To Right Facing. Please Attach A Layout Showing Seating Configuration w/ Your Order. Assembled Units Must Be Shipped In Configurations Of 3 Or Less.

BARIATRIC / TANDEM

ITEM #:

SPECIFICATIONS | GRADES | LIST PRICES:


BARIATRIC ADD-A-SEAT / WOOD ARMS



Overall: 31.75"w 24"d 34"h **Arm:** 25"h **COM:** 2.25 yds.
Seat: 30"w 19"d 18.5"h **Weight:** 52 lbs. **COL:** n/a

COM	COL	1	2	3	4	5	6	7	8	9	10	L1	L2
1831	N/A	1300	1355	1410	1465	1520	1575	1630	1685	1740	1795	N/A	N/A
<i>Open Back / Tight Seat & Back / Removable Upholstery / 500 lb. Weight Capacity</i>													
1830-R	N/A	242	297	352	407	462	517	572	627	682	737	N/A	N/A
<i>Replacement Upholstery Covers</i>													

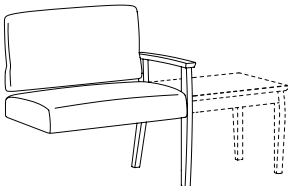
BARIATRIC ADD-A-SEAT / WOOD ARMS / ACCEPTS SEAT ON RIGHT



Overall: 31.75"w 24"d 34"h **Arm:** 25"h **COM:** 2.25 yds.
Seat: 30"w 19"d 18.5"h **Weight:** 52 lbs. **COL:** n/a

COM	COL	1	2	3	4	5	6	7	8	9	10	L1	L2
1831-C	N/A	1300	1355	1410	1465	1520	1575	1630	1685	1740	1795	N/A	N/A
<i>Open Back / Tight Seat & Back / Removable Upholstery / 500 lb. Weight Capacity</i>													
1830-R	N/A	242	297	352	407	462	517	572	627	682	737	N/A	N/A
<i>Replacement Upholstery Covers</i>													

BARIATRIC ADD-A-SEAT / WOOD ARMS / ACCEPTS TABLE ON RIGHT



Overall: 31.75"w 24"d 34"h **Arm:** 25"h **COM:** 2.25 yds.
Seat: 30"w 19"d 18.5"h **Weight:** 52 lbs. **COL:** n/a

COM	COL	1	2	3	4	5	6	7	8	9	10	L1	L2
1831-T	N/A	1300	1355	1410	1465	1520	1575	1630	1685	1740	1795	N/A	N/A
<i>Open Back / Tight Seat & Back / Removable Upholstery / 500 lb. Weight Capacity</i>													
1830-R	N/A	242	297	352	407	462	517	572	627	682	737	N/A	N/A
<i>Replacement Upholstery Covers</i>													


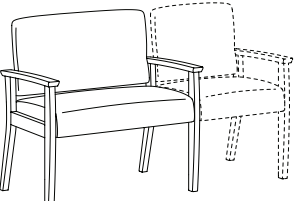
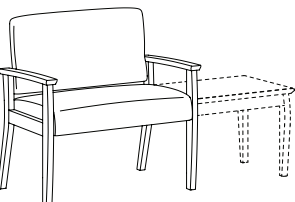
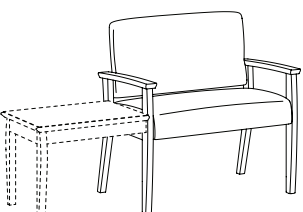
DESCRIPTION:

- Upholstery Frames: Steel, Plywood & Hardwood
- Seat: High Density Polyurethane Foam Over Strap Webbing
- Back: High Density Polyurethane Foam Over Plywood
- Upholstered Covers: Attached w/ Velcro / Removable For Maintenance
- Exposed Wood Legs: Solid Hardwood / Removable For Maintenance / Wallsaver Legs
- Antimicrobial Moisture Barrier Fully Encapsulates All Foam Areas
- Leather Upholstery Not Available
- Adjustable Height Leveling Glides Standard
- Lifetime Warranty

OPTIONS:

- EPAC-1 Black Polyester Arm Caps (Set Of 2).....\$355
- Closed Arm Panels (See 1800-PL / 1800-PR Item #'s)
- Specify Exposed Wood Finish (See Page 6)

NOTE: All Seating Configurations Are Viewed From Left To Right Facing. Please Attach A Layout Showing Seating Configuration w/ Your Order. Assembled Units Must Be Shipped In Configurations Of 3 Or Less.

BARIATRIC / TANDEM		ITEM #:	SPECIFICATIONS GRADES LIST PRICES:													
		BARIATRIC CHAIR / URETHANE ARMS	<i>Overall: 33.5"w 24"d 34"h</i>			<i>Arm: 25"h</i>			<i>COM: 2.25 yds.</i>							
			<i>Seat: 30"w 19"d 18.5"h</i>			<i>Weight: 55 lbs.</i>			<i>COL: n/a</i>							
			COM	COL	1	2	3	4	5	6	7	8	9	10	L1	L2
		1832	1521	N/A	1548	1603	1658	1713	1768	1823	1878	1933	1988	2043	N/A	N/A
<i>Open Back / Tight Seat & Back / Removable Upholstery / 500 lb. Weight Capacity</i>																
		1830-R	140	N/A	242	297	352	407	462	517	572	627	682	737	N/A	N/A
<i>Replacement Upholstery Covers</i>																
		BARIATRIC CHAIR / URETHANE ARMS / ACCEPTS SEAT ON RIGHT	<i>Overall: 33.5"w 24"d 34"h</i>			<i>Arm: 25"h</i>			<i>COM: 2.25 yds.</i>							
			<i>Seat: 30"w 19"d 18.5"h</i>			<i>Weight: 55 lbs.</i>			<i>COL: n/a</i>							
			COM	COL	1	2	3	4	5	6	7	8	9	10	L1	L2
		1832-C	1521	N/A	1548	1603	1658	1713	1768	1823	1878	1933	1988	2043	N/A	N/A
<i>Open Back / Tight Seat & Back / Removable Upholstery / 500 lb. Weight Capacity</i>																
		1830-R	140	N/A	242	297	352	407	462	517	572	627	682	737	N/A	N/A
<i>Replacement Upholstery Covers</i>																
		BARIATRIC CHAIR / URETHANE ARMS / ACCEPTS TABLE ON RIGHT	<i>Overall: 33.5"w 24"d 34"h</i>			<i>Arm: 25"h</i>			<i>COM: 2.25 yds.</i>							
			<i>Seat: 30"w 19"d 18.5"h</i>			<i>Weight: 55 lbs.</i>			<i>COL: n/a</i>							
			COM	COL	1	2	3	4	5	6	7	8	9	10	L1	L2
		1832-T	1521	N/A	1548	1603	1658	1713	1768	1823	1878	1933	1988	2043	N/A	N/A
<i>Open Back / Tight Seat & Back / Removable Upholstery / 500 lb. Weight Capacity</i>																
		1830-R	140	N/A	242	297	352	407	462	517	572	627	682	737	N/A	N/A
<i>Replacement Upholstery Covers</i>																
		BARIATRIC CHAIR / URETHANE ARMS / ACCEPTS TABLE ON LEFT	<i>Overall: 33.5"w 24"d 34"h</i>			<i>Arm: 25"h</i>			<i>COM: 2.25 yds.</i>							
			<i>Seat: 30"w 19"d 18.5"h</i>			<i>Weight: 55 lbs.</i>			<i>COL: n/a</i>							
			COM	COL	1	2	3	4	5	6	7	8	9	10	L1	L2
		1832-LT	1521	N/A	1548	1603	1658	1713	1768	1823	1878	1933	1988	2043	N/A	N/A
<i>Open Back / Tight Seat & Back / Removable Upholstery / 500 lb. Weight Capacity</i>																
		1830-R	140	N/A	242	297	352	407	462	517	572	627	682	737	N/A	N/A
<i>Replacement Upholstery Covers</i>																

DESCRIPTION:

- Upholstery Frames: Steel, Plywood & Hardwood
- Seat: High Density Polyurethane Foam Over Strap Webbing
- Back: High Density Polyurethane Foam Over Plywood
- Upholstered Covers: Attached w/ Velcro / Removable For Maintenance
- Exposed Wood Legs: Solid Hardwood / Removable For Maintenance / Wallsaver Legs
- Antimicrobial Moisture Barrier Fully Encapsulates All Foam Areas
- Leather Upholstery Not Available
- Adjustable Height Leveling Glides Standard
- Lifetime Warranty

OPTIONS:

- EPAC-1 Black Polyester Arm Caps (Set Of 2).....\$355
- Closed Arm Panels (See 1800-PL / 1800-PR Item #'s)
- Specify Exposed Wood Finish (See Page 6)

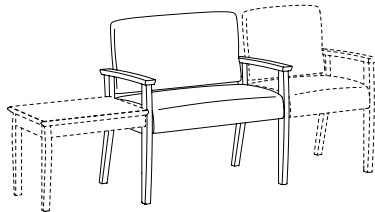
NOTE: All Seating Configurations Are Viewed From Left To Right Facing. Please Attach A Layout Showing Seating Configuration w/ Your Order. Assembled Units Must Be Shipped In Configurations Of 3 Or Less.

BARIATRIC / TANDEM

ITEM #:

SPECIFICATIONS | GRADES | LIST PRICES:

BARIATRIC CHAIR / URETHANE ARMS / ACCEPTS TABLE ON LEFT / SEAT ON RIGHT



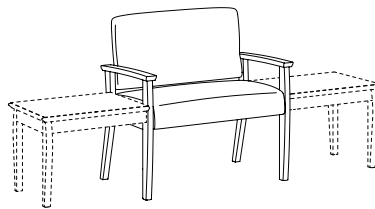
1832-TC

1830-R

Overall: 33.5"w 24"d 34"h **Arm:** 25"h **COM:** 2.25 yds.
Seat: 30"w 19"d 18.5"h **Weight:** 55 lbs. **COL:** n/a

COM	COL	1	2	3	4	5	6	7	8	9	10	L1	L2
1521	N/A	1548	1603	1658	1713	1768	1823	1878	1933	1988	2043	N/A	N/A
<i>Open Back / Tight Seat & Back / Removable Upholstery / 500 lb. Weight Capacity</i>													
140	N/A	242	297	352	407	462	517	572	627	682	737	N/A	N/A
<i>Replacement Upholstery Covers</i>													

BARIATRIC CHAIR / URETHANE ARMS / ACCEPTS TABLE ON LEFT / RIGHT



1832-TT

1830-R

Overall: 33.5"w 24"d 34"h **Arm:** 25"h **COM:** 2.25 yds.
Seat: 30"w 19"d 18.5"h **Weight:** 55 lbs. **COL:** n/a

COM	COL	1	2	3	4	5	6	7	8	9	10	L1	L2
1521	N/A	1548	1603	1658	1713	1768	1823	1878	1933	1988	2043	N/A	N/A
<i>Open Back / Tight Seat & Back / Removable Upholstery / 500 lb. Weight Capacity</i>													
140	N/A	242	297	352	407	462	517	572	627	682	737	N/A	N/A
<i>Replacement Upholstery Covers</i>													



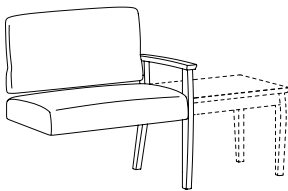
DESCRIPTION:

- Upholstery Frames: Steel, Plywood & Hardwood
- Seat: High Density Polyurethane Foam Over Strap Webbing
- Back: High Density Polyurethane Foam Over Plywood
- Upholstered Covers: Attached w/ Velcro / Removable For Maintenance
- Exposed Wood Legs: Solid Hardwood / Removable For Maintenance / Wallsaver Legs
- Antimicrobial Moisture Barrier Fully Encapsulates All Foam Areas
- Leather Upholstery Not Available
- Adjustable Height Leveling Glides Standard
- Lifetime Warranty

OPTIONS:

- EPAC-1 Black Polyester Arm Caps (Set Of 2).....\$355
- Closed Arm Panels (See 1800-PL / 1800-PR Item #'s)
- Specify Exposed Wood Finish (See Page 6)

NOTE: All Seating Configurations Are Viewed From Left To Right Facing. Please Attach A Layout Showing Seating Configuration w/ Your Order. Assembled Units Must Be Shipped In Configurations Of 3 Or Less.

BARIATRIC / TANDEM		ITEM #:	SPECIFICATIONS GRADES LIST PRICES:													
BARIATRIC ADD-A-SEAT / URETHANE ARMS			<i>Overall: 31.75"w 24"d 34"h</i>			<i>Arm: 25"h</i>			<i>COM: 2.25 yds.</i>							
			<i>Seat: 30"w 19"d 18.5"h</i>			<i>Weight: 52 lbs.</i>			<i>COL: n/a</i>							
			COM	COL	1	2	3	4	5	6	7	8	9	10	L1	L2
		1833	1265	N/A	1306	1361	1416	1471	1526	1581	1636	1690	1745	1800	N/A	N/A
		<i>Open Back / Tight Seat & Back / Removable Upholstery / 500 lb. Weight Capacity</i>														
		1830-R	140	N/A	242	297	352	407	462	517	572	627	682	737	N/A	N/A
			<i>Replacement Upholstery Covers</i>													
BARIATRIC ADD-A-SEAT / URETHANE ARMS / ACCEPTS SEAT ON RIGHT			<i>Overall: 31.75"w 24"d 34"h</i>			<i>Arm: 25"h</i>			<i>COM: 2.25 yds.</i>							
			<i>Seat: 30"w 19"d 18.5"h</i>			<i>Weight: 52 lbs.</i>			<i>COL: n/a</i>							
			COM	COL	1	2	3	4	5	6	7	8	9	10	L1	L2
		1833-C	1265	N/A	1306	1361	1416	1471	1526	1581	1636	1690	1745	1800	N/A	N/A
		<i>Open Back / Tight Seat & Back / Removable Upholstery / 500 lb. Weight Capacity</i>														
		1830-R	140	N/A	242	297	352	407	462	517	572	627	682	737	N/A	N/A
			<i>Replacement Upholstery Covers</i>													
BARIATRIC ADD-A-SEAT / URETHANE ARMS / ACCEPTS TABLE ON RIGHT			<i>Overall: 31.75"w 24"d 34"h</i>			<i>Arm: 25"h</i>			<i>COM: 2.25 yds.</i>							
			<i>Seat: 30"w 19"d 18.5"h</i>			<i>Weight: 52 lbs.</i>			<i>COL: n/a</i>							
			COM	COL	1	2	3	4	5	6	7	8	9	10	L1	L2
		1833-T	1265	N/A	1306	1361	1416	1471	1526	1581	1636	1690	1745	1800	N/A	N/A
		<i>Open Back / Tight Seat & Back / Removable Upholstery / 500 lb. Weight Capacity</i>														
		1830-R	140	N/A	242	297	352	407	462	517	572	627	682	737	N/A	N/A
			<i>Replacement Upholstery Covers</i>													

DESCRIPTION:

- Upholstery Frames: Steel, Plywood & Hardwood
- Seat: High Density Polyurethane Foam Over Strap Webbing
- Back: High Density Polyurethane Foam Over Plywood
- Upholstered Covers: Attached w/ Velcro / Removable For Maintenance
- Exposed Wood Legs: Solid Hardwood / Removable For Maintenance / Wallsaver Legs
- Antimicrobial Moisture Barrier Fully Encapsulates All Foam Areas
- Leather Upholstery Not Available
- Adjustable Height Leveling Glides Standard
- Lifetime Warranty


OPTIONS:

- Closed Arm Panels (See 1800-PL / 1800-PR Item #'s)
- Specify Exposed Wood Finish (See Page 6)

NOTE: All Seating Configurations Are Viewed From Left To Right Facing. Please Attach A Layout Showing Seating Configuration w/ Your Order. Assembled Units Must Be Shipped In Configurations Of 3 Or Less.

TANDEM

TWO PLACE SOFA / WOOD ARMS



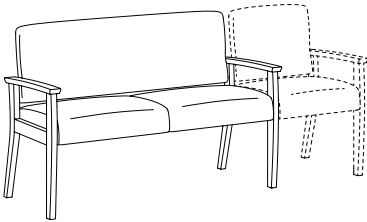
1848

1848-R

SPECIFICATIONS | GRADES | LIST PRICES:

Overall: 51.5"w 24"d 34"h		Arm: 25"h		COM: 3.5 yds.									
Seat: 48"w 19"d 18.5"h		Weight: 65 lbs.		COL: n/a									
COM	COL	1	2	3	4	5	6	7	8	9	10	L1	L2
1936	N/A	2009	2099	2188	2277	2367	2456	2545	2635	2724	2813	N/A	N/A
<i>Open Back / Tight Seat & Back / Removable Upholstery</i>													
194	N/A	362	451	540	630	719	808	898	987	1076	1166	N/A	N/A
<i>Replacement Upholstery Covers</i>													

TWO PLACE SOFA / WOOD ARMS / ACCEPTS SEAT ON RIGHT

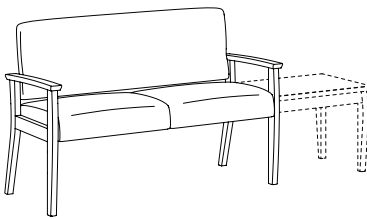


1848-C

1848-R

Overall: 51.5"w 24"d 34"h		Arm: 25"h		COM: 3.5 yds.									
Seat: 48"w 19"d 18.5"h		Weight: 65 lbs.		COL: n/a									
COM	COL	1	2	3	4	5	6	7	8	9	10	L1	L2
1936	N/A	2009	2099	2188	2277	2367	2456	2545	2635	2724	2813	N/A	N/A
<i>Open Back / Tight Seat & Back / Removable Upholstery</i>													
194	N/A	362	451	540	630	719	808	898	987	1076	1166	N/A	N/A
<i>Replacement Upholstery Covers</i>													

TWO PLACE SOFA / WOOD ARMS / ACCEPTS TABLE ON RIGHT

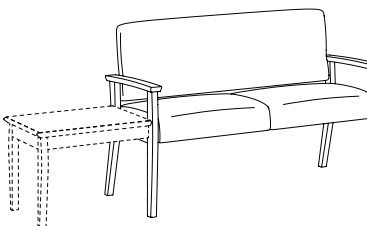


1848-T

1848-R

Overall: 51.5"w 24"d 34"h		Arm: 25"h		COM: 3.5 yds.									
Seat: 48"w 19"d 18.5"h		Weight: 65 lbs.		COL: n/a									
COM	COL	1	2	3	4	5	6	7	8	9	10	L1	L2
1936	N/A	2009	2099	2188	2277	2367	2456	2545	2635	2724	2813	N/A	N/A
<i>Open Back / Tight Seat & Back / Removable Upholstery</i>													
194	N/A	362	451	540	630	719	808	898	987	1076	1166	N/A	N/A
<i>Replacement Upholstery Covers</i>													

TWO PLACE SOFA / WOOD ARMS / ACCEPTS TABLE ON LEFT



1848-LT

1848-R

Overall: 51.5"w 24"d 34"h		Arm: 25"h		COM: 3.5 yds.									
Seat: 48"w 19"d 18.5"h		Weight: 65 lbs.		COL: n/a									
COM	COL	1	2	3	4	5	6	7	8	9	10	L1	L2
1936	N/A	2009	2099	2188	2277	2367	2456	2545	2635	2724	2813	N/A	N/A
<i>Open Back / Tight Seat & Back / Removable Upholstery</i>													
194	N/A	362	451	540	630	719	808	898	987	1076	1166	N/A	N/A
<i>Replacement Upholstery Covers</i>													

DESCRIPTION:

- Upholstery Frames: Steel, Plywood & Hardwood
- Seat: High Density Polyurethane Foam Over Strap Webbing
- Back: High Density Polyurethane Foam Over Plywood
- Upholstered Covers: Attached w/ Velcro / Removable For Maintenance
- Exposed Wood Legs: Solid Hardwood / Removable For Maintenance / Wallsaver Legs
- Antimicrobial Moisture Barrier Fully Encapsulates All Foam Areas
- Leather Upholstery Not Available
- Adjustable Height Leveling Glides Standard
- Lifetime Warranty

OPTIONS:

- Closed Arm Panels (See 1800-PL / 1800-PR Item #'s)
- Specify Exposed Wood Finish (See Page 6)

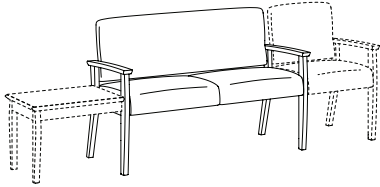
NOTE: All Seating Configurations Are Viewed From Left To Right Facing. Please Attach A Layout Showing Seating Configuration w/ Your Order. Assembled Units Must Be Shipped In Configurations Of 3 Or Less.

TANDEM

ITEM #:

SPECIFICATIONS | GRADES | LIST PRICES:

**TWO PLACE SOFA / WOOD ARMS /
ACCEPTS TABLE ON LEFT / SEAT ON RIGHT**



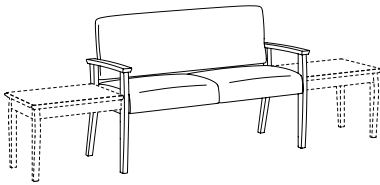
1848-TC

1848-R

Overall: 51.5"w 24"d 34"h **Arm:** 25"h **COM:** 3.5 yds.
Seat: 48"w 19"d 18.5"h **Weight:** 65 lbs. **COL:** n/a

COM	COL	1	2	3	4	5	6	7	8	9	10	L1	L2
1936	N/A	2009	2099	2188	2277	2367	2456	2545	2635	2724	2813	N/A	N/A
<i>Open Back / Tight Seat & Back / Removable Upholstery</i>													
194	N/A	362	451	540	630	719	808	898	987	1076	1166	N/A	N/A
<i>Replacement Upholstery Covers</i>													

**TWO PLACE SOFA / WOOD ARMS /
ACCEPTS TABLE ON LEFT / RIGHT**



1848-TT

1848-R

Overall: 51.5"w 24"d 34"h **Arm:** 25"h **COM:** 3.5 yds.
Seat: 48"w 19"d 18.5"h **Weight:** 65 lbs. **COL:** n/a

COM	COL	1	2	3	4	5	6	7	8	9	10	L1	L2
1936	N/A	2009	2099	2188	2277	2367	2456	2545	2635	2724	2813	N/A	N/A
<i>Open Back / Tight Seat & Back / Removable Upholstery</i>													
194	N/A	362	451	540	630	719	808	898	987	1076	1166	N/A	N/A
<i>Replacement Upholstery Covers</i>													

DESCRIPTION:

- Upholstery Frames: Steel, Plywood & Hardwood
- Seat: High Density Polyurethane Foam Over Strap Webbing
- Back: High Density Polyurethane Foam Over Plywood
- Upholstered Covers: Attached w/ Velcro / Removable For Maintenance
- Exposed Wood Legs: Solid Hardwood / Removable For Maintenance / Wallsaver Legs
- Antimicrobial Moisture Barrier Fully Encapsulates All Foam Areas
- Leather Upholstery Not Available
- Adjustable Height Leveling Glides Standard
- Lifetime Warranty

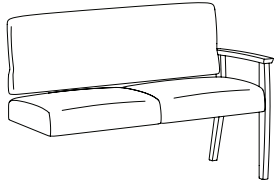
OPTIONS:

- Closed Arm Panels (See 1800-PL / 1800-PR Item #'s)
- Specify Exposed Wood Finish (See Page 6)

NOTE: All Seating Configurations Are Viewed From Left To Right Facing. Please Attach A Layout Showing Seating Configuration w/ Your Order. Assembled Units Must Be Shipped In Configurations Of 3 Or Less.


TANDEM

TWO PLACE ADD-A-SEAT / WOOD ARMS



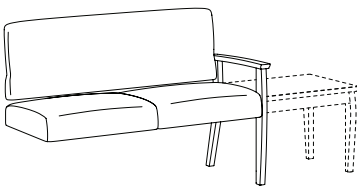
ITEM #:	SPECIFICATIONS GRADES LIST PRICES:													
	Overall: 49.75"w 24"d 34"h				Arm: 25"h				COM: 3.5 yds.					
	Seat: 48"w 19"d 18.5"h				Weight: 62 lbs.				COL: n/a					
	COM	COL	1	2	3	4	5	6	7	8	9	10	L1	L2
1849	1684	N/A	1771	1860	1950	2039	2128	2218	2307	2396	2486	2575	N/A	N/A
	<i>Open Back / Tight Seat & Back / Removable Upholstery</i>													
1848-R	194	N/A	362	451	540	630	719	808	898	987	1076	1166	N/A	N/A
	<i>Replacement Upholstery Covers</i>													

TWO PLACE ADD-A-SEAT / WOOD ARMS / ACCEPTS SEAT ON RIGHT



	Overall: 49.75"w 24"d 34"h				Arm: 25"h				COM: 3.5 yds.					
	Seat: 48"w 19"d 18.5"h				Weight: 62 lbs.				COL: n/a					
	COM	COL	1	2	3	4	5	6	7	8	9	10	L1	L2
1849-C	1684	N/A	1771	1860	1950	2039	2128	2218	2307	2396	2486	2575	N/A	N/A
	<i>Open Back / Tight Seat & Back / Removable Upholstery</i>													
1848-R	194	N/A	362	451	540	630	719	808	898	987	1076	1166	N/A	N/A
	<i>Replacement Upholstery Covers</i>													

TWO PLACE ADD-A-SEAT / WOOD ARMS / ACCEPTS TABLE ON RIGHT



	Overall: 49.75"w 24"d 34"h				Arm: 25"h				COM: 3.5 yds.					
	Seat: 48"w 19"d 18.5"h				Weight: 62 lbs.				COL: n/a					
	COM	COL	1	2	3	4	5	6	7	8	9	10	L1	L2
1849-T	1684	N/A	1771	1860	1950	2039	2128	2218	2307	2396	2486	2575	N/A	N/A
	<i>Open Back / Tight Seat & Back / Removable Upholstery</i>													
1848-R	194	N/A	362	451	540	630	719	808	898	987	1076	1166	N/A	N/A
	<i>Replacement Upholstery Covers</i>													

DESCRIPTION:

- Upholstery Frames: Steel, Plywood & Hardwood
- Seat: High Density Polyurethane Foam Over Strap Webbing
- Back: High Density Polyurethane Foam Over Plywood
- Upholstered Covers: Attached w/ Velcro / Removable For Maintenance
- Exposed Wood Legs: Solid Hardwood / Removable For Maintenance / Wallsaver Legs
- Antimicrobial Moisture Barrier Fully Encapsulates All Foam Areas
- Leather Upholstery Not Available
- Adjustable Height Leveling Glides Standard
- Lifetime Warranty

OPTIONS:


- EPAC-1 Black Polyester Arm Caps (Set Of 2).....\$355
- Closed Arm Panels (See 1800-PL / 1800-PR Item #s)
- Specify Exposed Wood Finish (See Page 6)

NOTE: All Seating Configurations Are Viewed From Left To Right Facing. Please Attach A Layout Showing Seating Configuration w/ Your Order. Assembled Units Must Be Shipped In Configurations Of 3 Or Less.

TANDEM

ITEM #: SPECIFICATIONS | GRADES | LIST PRICES:

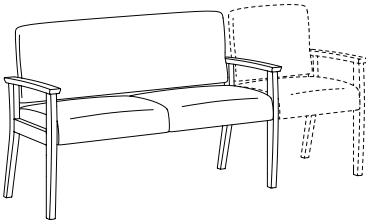
TWO PLACE SOFA / URETHANE ARMS



Overall: 51.5"w 24"d 34"h **Arm:** 25"h **COM:** 3.5 yds.
Seat: 48"w 19"d 18.5"h **Weight:** 65 lbs. **COL:** n/a

COM	COL	1	2	3	4	5	6	7	8	9	10	L1	L2
1850	N/A	2031	2121	2210	2299	2389	2478	2568	2657	2746	2836	N/A	N/A
<i>Open Back / Tight Seat & Back / Removable Upholstery</i>													
1848-R	N/A	362	451	540	630	719	808	898	987	1076	1166	N/A	N/A
<i>Replacement Upholstery Covers</i>													


TWO PLACE SOFA / URETHANE ARMS / ACCEPTS SEAT ON RIGHT



Overall: 51.5"w 24"d 34"h **Arm:** 25"h **COM:** 3.5 yds.
Seat: 48"w 19"d 18.5"h **Weight:** 65 lbs. **COL:** n/a

COM	COL	1	2	3	4	5	6	7	8	9	10	L1	L2
1850-C	N/A	2031	2121	2210	2299	2389	2478	2568	2657	2746	2836	N/A	N/A
<i>Open Back / Tight Seat & Back / Removable Upholstery</i>													
1848-R	N/A	362	451	540	630	719	808	898	987	1076	1166	N/A	N/A
<i>Replacement Upholstery Covers</i>													

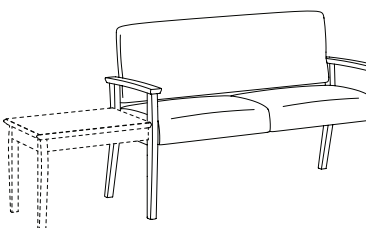
TWO PLACE SOFA / URETHANE ARMS / ACCEPTS TABLE ON RIGHT



Overall: 51.5"w 24"d 34"h **Arm:** 25"h **COM:** 3.5 yds.
Seat: 48"w 19"d 18.5"h **Weight:** 65 lbs. **COL:** n/a

COM	COL	1	2	3	4	5	6	7	8	9	10	L1	L2
1850-T	N/A	2031	2121	2210	2299	2389	2478	2568	2657	2746	2836	N/A	N/A
<i>Open Back / Tight Seat & Back / Removable Upholstery</i>													
1848-R	N/A	362	451	540	630	719	808	898	987	1076	1166	N/A	N/A
<i>Replacement Upholstery Covers</i>													

TWO PLACE SOFA / URETHANE ARMS / ACCEPTS TABLE ON LEFT



Overall: 51.5"w 24"d 34"h **Arm:** 25"h **COM:** 3.5 yds.
Seat: 48"w 19"d 18.5"h **Weight:** 65 lbs. **COL:** n/a

COM	COL	1	2	3	4	5	6	7	8	9	10	L1	L2
1850-LT	N/A	2031	2121	2210	2299	2389	2478	2568	2657	2746	2836	N/A	N/A
<i>Open Back / Tight Seat & Back / Removable Upholstery</i>													
1848-R	N/A	362	451	540	630	719	808	898	987	1076	1166	N/A	N/A
<i>Replacement Upholstery Covers</i>													

DESCRIPTION:

- Upholstery Frames: Steel, Plywood & Hardwood
- Seat: High Density Polyurethane Foam Over Strap Webbing
- Back: High Density Polyurethane Foam Over Plywood
- Upholstered Covers: Attached w/ Velcro / Removable For Maintenance
- Exposed Wood Legs: Solid Hardwood / Removable For Maintenance / Wallsaver Legs
- Antimicrobial Moisture Barrier Fully Encapsulates All Foam Areas
- Leather Upholstery Not Available
- Adjustable Height Leveling Glides Standard
- Lifetime Warranty

OPTIONS:

- EPAC-1 Black Polyester Arm Caps (Set Of 2).....\$355
- Closed Arm Panels (See 1800-PL / 1800-PR Item #'s)
- Specify Exposed Wood Finish (See Page 6)

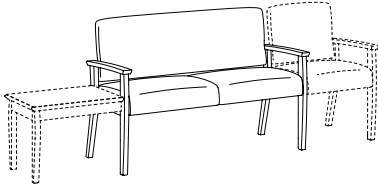
NOTE: All Seating Configurations Are Viewed From Left To Right Facing. Please Attach A Layout Showing Seating Configuration w/ Your Order. Assembled Units Must Be Shipped In Configurations Of 3 Or Less.

TANDEM

ITEM #:

SPECIFICATIONS | GRADES | LIST PRICES:

**TWO PLACE SOFA / URETHANE ARMS /
ACCEPTS TABLE ON LEFT / SEAT ON RIGHT**

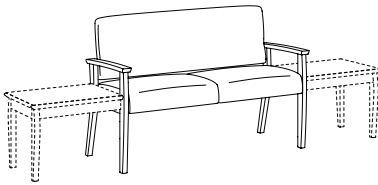


1850-TC

1848-R

Overall: 51.5"w 24"d 34"h		Arm: 25"h		COM: 3.5 yds.									
Seat: 48"w 19"d 18.5"h		Weight: 65 lbs.		COL: n/a									
COM	COL	1	2	3	4	5	6	7	8	9	10	L1	L2
1960	N/A	2031	2121	2210	2299	2389	2478	2568	2657	2746	2836	N/A	N/A
<i>Open Back / Tight Seat & Back / Removable Upholstery</i>													
194	N/A	362	451	540	630	719	808	898	987	1076	1166	N/A	N/A
<i>Replacement Upholstery Covers</i>													

**TWO PLACE SOFA / URETHANE ARMS /
ACCEPTS TABLE ON LEFT / RIGHT**



1850-TT

1848-R

Overall: 51.5"w 24"d 34"h		Arm: 25"h		COM: 3.5 yds.									
Seat: 48"w 19"d 18.5"h		Weight: 65 lbs.		COL: n/a									
COM	COL	1	2	3	4	5	6	7	8	9	10	L1	L2
1960	N/A	2031	2121	2210	2299	2389	2478	2568	2657	2746	2836	N/A	N/A
<i>Open Back / Tight Seat & Back / Removable Upholstery</i>													
194	N/A	362	451	540	630	719	808	898	987	1076	1166	N/A	N/A
<i>Replacement Upholstery Covers</i>													

DESCRIPTION:



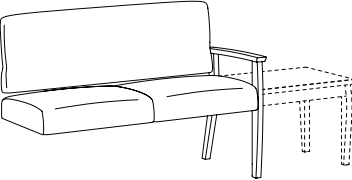

- Upholstery Frames: Steel, Plywood & Hardwood
- Seat: High Density Polyurethane Foam Over Strap Webbing
- Back: High Density Polyurethane Foam Over Plywood
- Upholstered Covers: Attached w/ Velcro / Removable For Maintenance
- Exposed Wood Legs: Solid Hardwood / Removable For Maintenance / Wallsaver Legs
- Antimicrobial Moisture Barrier Fully Encapsulates All Foam Areas
- Leather Upholstery Not Available
- Adjustable Height Leveling Glides Standard
- Lifetime Warranty

OPTIONS:

- EPAC-1 Black Polyester Arm Caps (Set Of 2).....\$355
- Closed Arm Panels (See 1800-PL / 1800-PR Item #'s)
- Specify Exposed Wood Finish (See Page 6)

NOTE: All Seating Configurations Are Viewed From Left To Right Facing. Please Attach A Layout Showing Seating Configuration w/ Your Order. Assembled Units Must Be Shipped In Configurations Of 3 Or Less.

TANDEM

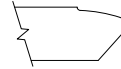
ITEM #:		SPECIFICATIONS GRADES LIST PRICES:													
TWO PLACE ADD-A-SEAT / URETHANE ARMS		<i>Overall: 49.75"w 24"d 34"h</i>		<i>Arm: 25"h</i>		<i>COM: 3.5 yds.</i>									
		<i>Seat: 48"w 19"d 18.5"h</i>		<i>Weight: 62 lbs.</i>		<i>COL: n/a</i>									
	1851	COM	COL	1	2	3	4	5	6	7	8	9	10	L1	L2
		1731	N/A	1815	1904	1994	2083	2172	2262	2351	2440	2530	2619	N/A	N/A
		<i>Open Back / Tight Seat & Back / Removable Upholstery</i>													
	1848-R	194	N/A	362	451	540	630	719	808	898	987	1076	1166	N/A	N/A
		<i>Replacement Upholstery Covers</i>													
TWO PLACE ADD-A-SEAT / URETHANE ARMS / ACCEPTS SEAT ON RIGHT		<i>Overall: 49.75"w 24"d 34"h</i>		<i>Arm: 25"h</i>		<i>COM: 3.5 yds.</i>									
		<i>Seat: 48"w 19"d 18.5"h</i>		<i>Weight: 62 lbs.</i>		<i>COL: n/a</i>									
	1851-C	COM	COL	1	2	3	4	5	6	7	8	9	10	L1	L2
		1731	N/A	1815	1904	1994	2083	2172	2262	2351	2440	2530	2619	N/A	N/A
		<i>Open Back / Tight Seat & Back / Removable Upholstery</i>													
	1848-R	194	N/A	362	451	540	630	719	808	898	987	1076	1166	N/A	N/A
		<i>Replacement Upholstery Covers</i>													
TWO PLACE ADD-A-SEAT / URETHANE ARMS / ACCEPTS TABLE ON RIGHT		<i>Overall: 49.75"w 24"d 34"h</i>		<i>Arm: 25"h</i>		<i>COM: 3.5 yds.</i>									
		<i>Seat: 48"w 19"d 18.5"h</i>		<i>Weight: 62 lbs.</i>		<i>COL: n/a</i>									
	1851-T	COM	COL	1	2	3	4	5	6	7	8	9	10	L1	L2
		1731	N/A	1815	1904	1994	2083	2172	2262	2351	2440	2530	2619	N/A	N/A
		<i>Open Back / Tight Seat & Back / Removable Upholstery</i>													
	1848-R	194	N/A	362	451	540	630	719	808	898	987	1076	1166	N/A	N/A
		<i>Replacement Upholstery Covers</i>													
CLOSED ARM PANELS		<i>COM: .75 yds.</i>		<i>Weight: 10 lbs.</i>											
	1800-PL	COM	COL	1	2	3	4	5	6	7	8	9	10	L1	L2
		119	N/A	178	210	240	272	301	333	363	392	422	455	N/A	N/A
		<i>Left Facing Outside Arm Panel Set</i>													
	1800-PR	119	N/A	178	210	240	272	301	333	363	392	422	455	N/A	N/A
		<i>Right Facing Outside Arm Panel Set</i>													

DESCRIPTION:

- Edge Banding / Legs: Solid Maple
- Wilsonart Plastic Laminates Standard. Alternate Selections May Be Specified From Most Major Laminate Manufacturers. (Contact Factory For Availability)
- Metal Support Leg 1" - 16 Gauge Steel Leg w/ Adjustable Glide (Attaches Via 4.5" Mounting Plate) (#18SC2626 Only)
- Lifetime Warranty



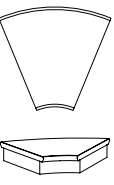
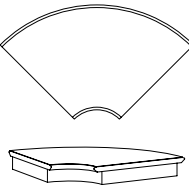
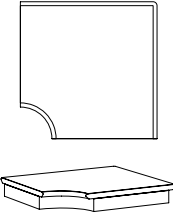
OPTIONS:

Specify Exposed Wood Finish / Laminate (See Page 6)



Evolve Edge Profile Standard

NOTE: All Seating Configurations Are Viewed From Left To Right Facing. Please Attach A Layout Showing Seating Configuration w/ Your Order. Assembled Units Must Be Shipped In Configurations Of 3 Or Less.

CONNECTING TABLES		ITEM #:	SPECIFICATIONS GRADES LIST PRICES:													
STRAIGHT DIVIDER TABLE			Overall: 20"w 20"d 18"h						Weight: 45 lbs.							
			COM	COL	1	2	3	4	5	6	7	8	9	10	L1	L2
	18C2020-L	678	High Pressure Laminate Face / Evolve Edge Profile Wood Band													
	18C2020-C	742	Solid Surface Top (Glacier White) / Evolve Edge Profile													
23" END TABLE			Overall: 23"w 20"d 18"h						Weight: 35 lbs.							
			COM	COL	1	2	3	4	5	6	7	8	9	10	L1	L2
	18E2320-L	810	High Pressure Laminate Face / Evolve Edge Profile Wood Band													
	18E2320-C	1298	Solid Surface Face (Glacier White) / Evolve Edge Profile													
45° CORNER TABLE			Overall: 21"w 20"d 18"h						Weight: 30 lbs.							
			COM	COL	1	2	3	4	5	6	7	8	9	10	L1	L2
	18RC45-L	638	High Pressure Laminate Face / Evolve Edge Profile Wood Band													
	18RC45-C	947	Solid Surface Face (Glacier White) / Evolve Edge Profile													
90° CORNER TABLE			Overall: 26"w 26"d 18"h						Weight: 45 lbs.							
			COM	COL	1	2	3	4	5	6	7	8	9	10	L1	L2
	18RC90-L	822	High Pressure Laminate Face / Evolve Edge Profile Wood Band													
	18RC90-C	1392	Solid Surface Face (Glacier White) / Evolve Edge Profile													
90° CORNER TABLE / METAL SUPPORT LEG			Overall: 26"w 26"d 18"h						Weight: 48 lbs.							
			COM	COL	1	2	3	4	5	6	7	8	9	10	L1	L2
	18SC2626-L	828	High Pressure Laminate Face / Evolve Edge Profile Wood Band													
	18SC2626-C	1701	Solid Surface Face (Glacier White) / Evolve Edge Profile													

DESCRIPTION:

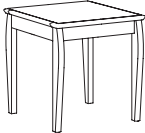
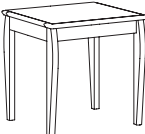
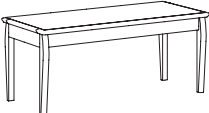


- Edge Banding / Legs: Solid Maple
- Wilsonart Plastic Laminates Standard. Alternate Selections May Be Specified From Most Major Laminate Manufacturers. (Contact Factory For Availability)
- Lifetime Warranty



OPTIONS:

Specify Exposed Wood Finish / Laminate (See Page 6)



Evolve Edge Profile Standard

TABLES		ITEM #:	SPECIFICATIONS GRADES LIST PRICES:													
24" CORNER TABLE 			Overall: 24"w 24"d 23"h				Weight: 35 lbs.									
			COM	COL	1	2	3	4	5	6	7	8	9	10	L1	L2
	182424-L	926 <i>High Pressure Laminate Face / Evolve Edge Profile Wood Band</i>														
	182424-C	1315 <i>Solid Surface Face (Glacier White) / Evolve Edge Profile</i>														
26" END TABLE 			Overall: 22"w 26"d 23"h				Weight: 38 lbs.									
			COM	COL	1	2	3	4	5	6	7	8	9	10	L1	L2
	182226-L	1052 <i>High Pressure Laminate Face / Evolve Edge Profile Wood Band</i>														
	182226-C	1337 <i>Solid Surface Face (Glacier White) / Evolve Edge Profile</i>														
42" RECTANGLE COFFEE TABLE 			Overall: 42"w 20"d 16"h				Weight: 40 lbs.									
			COM	COL	1	2	3	4	5	6	7	8	9	10	L1	L2
	184220-L	1160 <i>High Pressure Laminate Face / Evolve Edge Profile Wood Band</i>														
	184220-C	1701 <i>Solid Surface Face (Glacier White) / Evolve Edge Profile</i>														
26" ROUND END TABLE 			Overall: 26" Diameter 23"h				Weight: 28 lbs.									
			COM	COL	1	2	3	4	5	6	7	8	9	10	L1	L2
	1826D22-L	1255 <i>High Pressure Laminate Face / Evolve Edge Profile Wood Band</i>														
	1826D22-C	1610 <i>Solid Surface Face (Glacier White) / Evolve Edge Profile</i>														
34" ROUND COFFEE TABLE 			Overall: 34" Diameter 16"h				Weight: 50 lbs.									
			COM	COL	1	2	3	4	5	6	7	8	9	10	L1	L2
	1834D16-L	1649 <i>High Pressure Laminate Face / Evolve Edge Profile Wood Band</i>														
	1834D16-C	2585 <i>Solid Surface Face (Glacier White) / Evolve Edge Profile</i>														

COVERS	OPTION #:	SPECIFICATIONS LIST PRICES AVAILABILITY:
<p>POLYESTER ARM CAPS</p> 	<p>EPAC-1</p>	<p><i>Overall: 2.75"w 22.5"d 1.125"h</i></p> <hr/> <p>\$355 (Set Of 2) POLYESTER <i>Black Polyester Arm Cap (Additional Colors Available)</i></p> <p><i>Available: Facelift Evolve Guest / Tandem Collection (1822 / 1823 / 1832 / 1833 / 1850 / /1851)</i></p>
<p>CONTRASTING COVERS</p> 	<p>CC</p>	<p><i>Overall: N/A</i></p> <hr/> <p>\$129</p> <p><i>NOTE: If Two Or More Upholsteries Or Leathers Are Used On Any Piece Of Furniture, Then A Contrast Charge Will Apply Per Order. When Using Trinity Upholstery, The Higher Priced Upholstery Grade Will Be Used In Pricing, Unless It's Trinity Leather With Fabric Contrast Welt, Or COM With Trinity Contrast Welt, Then Contact Customer Service For Pricing.</i></p> <p><i>Available: Facelift Evolve Guest / Tandem Collection</i></p>

Facelift Evolve

HEALTHCARE MOTION

Effective: August 1, 2022

T R I N I T Y

Date:

Page:

Modification:

Description:





DESCRIPTION:

- Upholstery Frames: Steel, Plywood & Hardwood
- Seat: High Density Polyurethane Foam Over Strap Webbing
- Back: High Density Polyurethane Foam Over Sinuous Wire Springs
- Upholstered Covers: Attached w/ Velcro / Removable For Maintenance
- Exposed Wood Legs: Solid Hardwood / Removable For Maintenance
- Antimicrobial Moisture Barrier Fully Encapsulates All Foam Areas
- Leather Upholstery Not Available
- Lifetime Warranty

OPTIONS:

- Closed Arm Panels (See 1800-PL / 1800-PR Item #'s - Facelift Guest)
- Specify Exposed Wood Finish (See Page 6)

NOTE: All Seating Configurations Are Viewed From Left To Right Facing. Please Attach A Layout Showing Seating Configuration w/ Your Order. Assembled Units Must Be Shipped In Configurations Of 3 Or Less.

PATIENT	ITEM #:	SPECIFICATIONS GRADES LIST PRICES:													
		Overall: 23.75"w 24"d 38"h		Arm: 29.5"h					COM: 1.75 yds.						
		Seat: 20.25"w 19"d 24"h		Weight: 40 lbs.					COL: n/a						
		COM	COL	1	2	3	4	5	6	7	8	9	10	L1	L2
	1820-H	1238	N/A	1253	1294	1335	1376	1417	1459	1500	1541	1582	1624	N/A	N/A
		<i>Tight Seat & Back / Removable Upholstery</i>													
	1820-R	131	N/A	206	247	288	330	371	412	453	495	536	577	N/A	N/A
		<i>Replacement Upholstery Covers</i>													
		Overall: 23.75"w 24"d 38"h		Arm: 29.5"h					COM: 1.75 yds.						
		Seat: 20.25"w 19"d 24"h		Weight: 40 lbs.					COL: n/a						
		COM	COL	1	2	3	4	5	6	7	8	9	10	L1	L2
	1822-H	1272	N/A	1286	1327	1368	1409	1450	1492	1533	1574	1615	1657	N/A	N/A
		<i>Tight Seat & Back / Removable Upholstery</i>													
	1820-R	131	N/A	206	247	288	330	371	412	453	495	536	577	N/A	N/A
		<i>Replacement Upholstery Covers</i>													
		Overall: 23.5"w 28.75"d 45"h		Arm: 25"h					COM: 2.25 yds.						
		Seat: 20"w 19"d 18.5"h		Weight: 40 lbs.					COL: n/a						
		COM	COL	1	2	3	4	5	6	7	8	9	10	L1	L2
	1824-RK	1351	N/A	1387	1442	1497	1552	1607	1662	1717	1772	1827	1882	N/A	N/A
		<i>Tight Seat & Back / Removable Upholstery</i>													
	1824-R	135	N/A	237	292	347	402	457	512	567	622	677	732	N/A	N/A
		<i>Replacement Upholstery Covers</i>													
		<i>See Available Footstools Next Page</i>													
		Overall: 23.5"w 28.75"d 45"h		Arm: 25"h					COM: 2.25 yds.						
		Seat: 20"w 19"d 18.5"h		Weight: 40 lbs.					COL: n/a						
		COM	COL	1	2	3	4	5	6	7	8	9	10	L1	L2
	1825-RK	1369	N/A	1404	1459	1514	1569	1624	1679	1734	1789	1844	1899	N/A	N/A
		<i>Tight Seat & Back / Removable Upholstery</i>													
	1824-R	135	N/A	237	292	347	402	457	512	567	622	677	732	N/A	N/A
		<i>Replacement Upholstery Covers</i>													
		<i>See Available Footstools Next Page</i>													



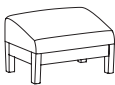
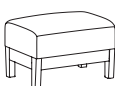
DESCRIPTION:

- Upholstery Frames: Steel, Plywood & Hardwood
- Seat: High Density Polyurethane Foam Over Strap Webbing
- Back: High Density Polyurethane Foam Over Sinuous Wire Springs
- Upholstered Covers: Attached w/ Velcro / Removable For Maintenance
- Exposed Wood Legs: Solid Hardwood / Removable For Maintenance
- Antimicrobial Moisture Barrier Fully Encapsulates All Foam Areas
- Leather Upholstery Not Available
- Lifetime Warranty

OPTIONS:

- Closed Arm Panels (See 1800-PL / 1800-PR Item #'s - Facelift Guest)
- Specify Exposed Wood Finish (See Page 6)

NOTE: All Seating Configurations Are Viewed From Left To Right Facing. Please Attach A Layout Showing Seating Configuration w/ Your Order. Assembled Units Must Be Shipped In Configurations Of 3 Or Less.

PATIENT CHAIR / FOOTSTOOL		ITEM #:	SPECIFICATIONS GRADES LIST PRICES:													
	HIGH BACK PATIENT CHAIR / WOOD ARMS		Overall: 23.5"w 26"d 45"h Seat: 20"w 19"d 18.5"h			Arm: 25"h Weight: 50 lbs.			COM: 2.25 yds. COL: n/a							
			COM	COL	1	2	3	4	5	6	7	8	9	10	L1	L2
		1824	1316	N/A	1341	1389	1437	1475	1533	1581	1629	1677	1726	1774	N/A	N/A
		1824-R	135	N/A	237	292	347	402	457	512	567	622	677	732	N/A	N/A
	Headrest/Lumbar	70	N/A	93	106	121	135	148	162	175	190	203	217	N/A	N/A	
See Available Footstools Below																
	HIGH BACK PATIENT CHAIR / URETHANE ARMS		Overall: 23.5"w 26"d 45"h Seat: 20"w 19"d 18.5"h			Arm: 25"h Weight: 50 lbs.			COM: 2.25 yds. COL: n/a							
			COM	COL	1	2	3	4	5	6	7	8	9	10	L1	L2
		1825	1322	N/A	1360	1415	1470	1525	1580	1635	1690	1745	1800	1855	N/A	N/A
		1824-R	135	N/A	237	292	347	402	457	512	567	622	677	732	N/A	N/A
	Headrest/Lumbar	70	N/A	93	106	121	135	148	162	175	190	203	217	N/A	N/A	
See Available Footstools Below																
	OTTOMAN / FOOTSTOOL / SLOPED / STOWS UNDER ALL PATIENT & GLIDER CHAIRS		Overall: 18"w 15"d 12"h Seat: n/a			Arm: n/a Weight: 27 lbs.			COM: 1.25 yds. COL: n/a							
			COM	COL	1	2	3	4	5	6	7	8	9	10	L1	L2
		1834	360	N/A	395	422	450	477	505	532	560	587	615	642	N/A	N/A
		1834-R	75	N/A	126	153	181	208	236	263	291	318	346	373	N/A	N/A
	OTTOMAN / FOOTSTOOL / FLAT / STOWS UNDER ALL PATIENT & GLIDER CHAIRS		Overall: 18"w 15"d 12"h Seat: n/a			Arm: n/a Weight: 27 lbs.			COM: 1.25 yds. COL: n/a							
			COM	COL	1	2	3	4	5	6	7	8	9	10	L1	L2
		1835	383	N/A	417	444	472	499	527	554	582	609	637	664	N/A	N/A
		1835-R	75	N/A	126	153	181	208	236	263	291	318	346	373	N/A	N/A



DESCRIPTION:

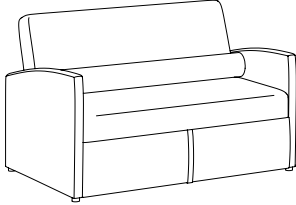

- Upholstery Frames: Steel, Plywood & Hardwood
- Seat: High Density Polyurethane Foam Over Sheet Webbing
- Back: High Density Polyurethane Foam Over Polypropylene Webbing
- Upholstered Covers: Attached w/ Velcro / Removable For Maintenance
- Removable Bolster Pillow For 1845 / 1846 (5" Diameter)
- Antimicrobial Moisture Barrier Fully Encapsulates All Foam Areas
- Double Needle Stitching Standard
- Metal To Metal Connections For All Hardware Assembly
- Leather Upholstery Not Available
- Lifetime Warranty

OPTIONS:

- EWAC-1 Solid Wood Arm Caps (Set Of 2)\$219
 - EUAC-1 Black Urethane Arm Caps (Set Of 2).....\$231
 - EPAC-2 Black Polyester Arm Caps (Set Of 2).....\$382
 - ILC In-Line Casters (Set Of 2).....\$57
 - LC Locking Casters (Set Of 2).....\$31
 - NLC Non-Locking Casters (Set Of 2).....\$26
 - 3LC 3" Locking Casters - #1847 Model Only (Set Of 2).....\$208
 - PM1 Power/Data Module (1-Power / 1-USB 2 Port Simplex Charger)\$836
- Feather Down & Polyester Pillows Available (See Page 5)
Specify Exposed Wood Finish (See Page 6)
Tablet Arm / Cup Holder Options (See Facelift Evolve Healthcare Options Pages)

SLEEPOVER UNITS

ITEM #:	SPECIFICATIONS GRADES LIST PRICES:													
LOUNGE CHAIR / FULLY UPHOLSTERED 	Overall: 33.5"w 34.5"d 33"h				Overall Length: 84"d				Arm: 24"h		COM: 6.5 yds.			
	Sleep Area: 28"w 80"d				Seat: 28"w 23"d 17.5"h				Weight: 175 lbs.		COL: n/a			
	COM	COL	1	2	3	4	5	6	7	8	9	10	L1	L2
1845	3951	N/A	4579	4751	4923	5095	5266	5438	5610	5782	5954	6125	N/A	N/A
	<i>Tight Seat & Back / Removable Upholstery / 500 lbs. Weight Capacity</i>													
1845-R	282	N/A	611	782	954	1126	1298	1470	1641	1813	1985	2157	N/A	N/A
	<i>Replacement Upholstery Covers</i>													
														

TWO PLACE SOFA / FULLY UPHOLSTERED 	Overall: 53"w 34.5"d 33"h				Overall Length: 84"d				Arm: 24"h		COM: 9 yds.			
	Sleep Area: 48"w 80"d				Seat: 48"w 23"d 17.5"h				Weight: 220 lbs.		COL: n/a			
	COM	COL	1	2	3	4	5	6	7	8	9	10	L1	L2
1846	5040	N/A	5885	6125	6366	6606	6847	7087	7328	7568	7809	8049	N/A	N/A
	<i>Tight Seat & Back / Removable Upholstery / 500 lbs. Weight Capacity</i>													
1846-R	336	N/A	799	1040	1280	1521	1761	2002	2242	2483	2723	2964	N/A	N/A
	<i>Replacement Upholstery Covers</i>													
														


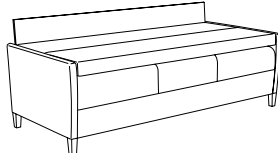
FOUR POSITION ADJUSTMENT FOR 1845 / 1846



See **Replay Healthcare Motion And Revival Healthcare Motion (Page 242)** For Additional Sleepover Units.



BACK-FLIP SLEEPER SOFA

 	Overall: 76"w 36"d 36"h				Arm: 24.5"h				COM: 12.25 yds.					
	Sleep Area: 70"w 31"d 20"h				Weight: 235 lbs.				COL: n/a					
	COM	COL	1	2	3	4	5	6	7	8	9	10	L1	L2
1847	4103	N/A	4539	4869	5199	5529	5859	6189	6518	6848	7178	7508	N/A	N/A
	<i>Tight Seat & Back / Removable Upholstery / 1000 lbs. Weight Capacity</i>													
1847-R	1091	N/A	1691	2021	2351	2681	3010	3340	3670	4000	4330	4660	N/A	N/A
	<i>Replacement Upholstery Covers</i>													

DESCRIPTION:

- Upholstery Frames: Steel, Plywood & Hardwood
- Seat: High Density Polyurethane Foam Over Sheet Webbing
- Back: High Density Polyurethane Foam Over Polypropylene Webbing
- Upholstered Covers: Attached w/ Velcro / Removable For Maintenance
- Antimicrobial Moisture Barrier Fully Encapsulates All Foam Areas
- Double Needle Stitching Standard
- Exposed Wood Legs: Solid Hardwood / Removable For Maintenance
- Leather Upholstery Not Available
- Lifetime Warranty

OPTIONS:

- EWAC-1 Solid Wood Arm Caps (Set Of 2)\$219
- EUAC-1 Black Urethane Arm Caps (Set Of 2).....\$231
- EPAC-2 Black Polyester Arm Caps (Set Of 2).....\$382
- ARL Brushed Aluminum Round Legs (Set Of 4).....\$353
- WR Wood Ring Base - Replaces Metal Base On 1854-G/1854-SG\$224
- PM1 Power/Data Module (1-Power / 1-USB 2 Port Simplex Charger)\$836


Feather Down & Polyester Pillows Available (See Page 5)
 Specify Exposed Wood Finish (See Page 6)
 Tablet Arm / Cup Holder Options (See Facelift Evolve Healthcare Options Pages)

PATIENT CHAIR / GLIDER

ITEM #:

SPECIFICATIONS | GRADES | LIST PRICES:

ASYNCHRONOUS PATIENT CHAIR / FULLY UPHOLSTERED

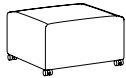


Healthcare Motion

Overall: 25"w 33.5"d 39.25"h **Arm:** 24.25"h **COM:** 4.25 yds.
Seat: 21"w 20"d 18.75"h **Weight:** 63 lbs. **COL:** n/a

COM	COL	1	2	3	4	5	6	7	8	9	10	L1	L2
1852	N/A	1715	1842	1969	2097	2224	2351	2478	2606	2733	2860	N/A	N/A
<i>Tight Seat & Back / Removable Upholstery</i>													
1852-R	N/A	420	529	639	749	859	969	1079	1189	1299	1409	N/A	N/A
<i>Replacement Upholstery Covers</i>													

OTTOMAN ON CASTERS / STOWS UNDER ALL PATIENT CHAIRS




Healthcare Motion

Overall: 18"w 18"d 11"h **Arm:** n/a **COM:** 1 yd.
Seat: n/a **Weight:** 25 lbs. **COL:** n/a

COM	COL	1	2	3	4	5	6	7	8	9	10	L1	L2
1809	N/A	389	410	430	451	472	492	513	534	554	575	N/A	N/A
<i>Removable Upholstery</i>													
1809-R	N/A	118	139	159	180	201	221	242	262	283	304	N/A	N/A
<i>Replacement Upholstery Covers</i>													

LOUNGE GLIDER / FULLY UPHOLSTERED



Healthcare Motion

Overall: 27"w 32"d 35"h **Arm:** 24"h **COM:** 4.5 yds.
Seat: 21"w 20"d 18"h **Weight:** 115 lbs. **COL:** n/a

COM	COL	1	2	3	4	5	6	7	8	9	10	L1	L2
1854-G	N/A	1955	2072	2189	2305	2422	2539	2656	2773	2890	3006	N/A	N/A
<i>Circular Metal Base / Tight Seat & Back / Removable Upholstery</i>													
1854-SG	N/A	2070	2187	2304	2421	2538	2655	2771	2888	3005	3122	N/A	N/A
<i>Swivel Glider w/ Circular Metal Base / Tight Seat & Back / Removable Upholstery</i>													
1854-R	N/A	440	557	674	791	908	1025	1141	1258	1375	1492	N/A	N/A
<i>Replacement Upholstery Covers</i>													

See Replay Healthcare Motion And Revival Healthcare Motion For Additional Patient Chairs & Gliders.



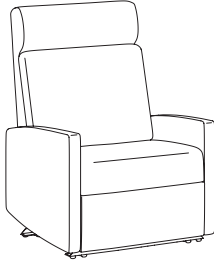


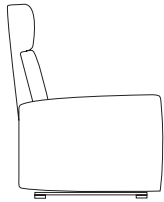








DESCRIPTION:

- Upholstery Frames: Steel, Plywood & Hardwood
- Seat: High Density Polyurethane Foam Over Sheet Webbing
- Back: High Density Polyurethane Foam Over Sinuous Wire Springs
- Upholstered Covers: Attached w/ Velcro / Removable For Maintenance
- Antimicrobial Moisture Barrier Fully Encapsulates All Foam Areas
- Double Needle Stitching Standard (Weltung Optional - No Charge)
- Dual-Wheel Casters: (2) Front Locking/Swivel & (2) Rear Non-Locking/Non-Swivel (1865)
- (2) Drop Down Side Trays Mounted To Black Metal Tubing (1865)
- Leather Upholstery Not Available
- Lifetime Warranty

OPTIONS:

(See Facelift Evolve Healthcare Options Pages)

Feather Down & Polyester Pillows Available (See Page 5)

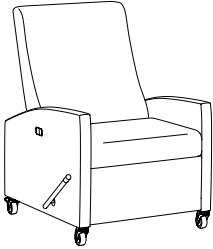

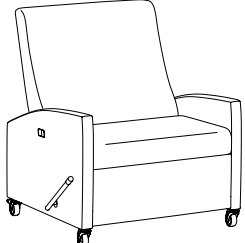

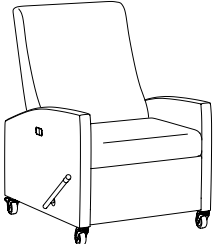

WALLSAVER / INFUSION RECLINER		ITEM #:	SPECIFICATIONS GRADES LIST PRICES:															
	WALLSAVER RECLINER / FULLY UPHOLSTERED		Overall: 27"w 34"d 41.5"h Seat: 21"w 21.5"d 18"h			Arm: 23"h Weight: 110 lbs.			COM: 4.75 yds. COL: n/a									
			COM	COL	1	2	3	4	5	6	7	8	9	10	L1	L2		
	1855		1971	N/A	2150	2293	2436	2579	2722	2865	3009	3152	3295	3438	N/A	N/A		
		<i>Tight Seat & Back / Removable Upholstery / 6" Wall Proximity / 350 lb. Weight Capacity</i>																
	1855-R	253	N/A	487	610	734	858	981	1105	1229	1352	1476	1600	N/A	N/A			
		<i>Replacement Upholstery Covers</i>																
 Healthcare Motion																		
	BARIATRIC WALLSAVER RECLINER / FULLY UPHOLSTERED		Overall: 32"w 34"d 41.5"h Seat: 26"w 21.5"d 18"h			Arm: 23"h Weight: 120 lbs.			COM: 5.25 yds. COL: n/a									
			COM	COL	1	2	3	4	5	6	7	8	9	10	L1	L2		
	1855-X		2031	N/A	2239	2398	2557	2716	2875	3034	3193	3352	3511	3670	N/A	N/A		
		<i>Tight Seat & Back / Removable Upholstery / 6" Wall Proximity / 500 lb. Weight Capacity</i>																
	1855-XR	259	N/A	520	657	794	932	1069	1207	1344	1482	1619	1757	N/A	N/A			
		<i>Replacement Upholstery Covers</i>																
 Healthcare Motion																		
 See <i>Replay Healthcare Motion And Revival Healthcare Motion For Additional Wallsaver Recliners.</i>																		
																		
				Upright Position 34"D			Extended Footrest Position 54.5"D			Full Recline Position 65.5"D								
	INFUSION WALLSAVER RECLINER / FULLY UPHOLSTERED		Overall: 26.25"w 34"d 46"h Seat: 21"w 20.5"d 19"h			Arm: 27"h Weight: 130 lbs.			COM: 5 yds. COL: n/a									
			COM	COL	1	2	3	4	5	6	7	8	9	10	L1	L2		
	1865		2856	N/A	2991	3136	3282	3427	3573	3718	3864	4009	4155	4300	N/A	N/A		
		<i>Tight Seat & Back / Removable Upholstery / 350 lb. Weight Capacity</i>																
	1865-R	281	N/A	568	719	871	1022	1173	1324	1475	1626	1778	1929	N/A	N/A			
		<i>Replacement Upholstery Covers</i>																
 Healthcare Motion																		
 See <i>Replay & Revival Healthcare Motion For Additional Infusion Wallsaver Recliners.</i>																		
																		
				Upright Position 32"D			Extended Footrest Position 52"D			Full Recline Position 64.5"D								
				<div style="border: 1px solid black; padding: 2px; display: inline-block;">Optional Central Braking Available</div>														


DESCRIPTION:

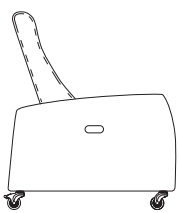
- Upholstery Frames: Steel, Plywood & Hardwood
- Seat: High Density Polyurethane Foam Over Sheet Webbing
- Back: High Density Polyurethane Foam Over Sinuous Wire Springs
- Upholstered Covers: Attached w/ Velcro / Removable For Maintenance
- Antimicrobial Moisture Barrier Fully Encapsulates All Foam Areas
- Double Needle Stitching Standard (Welting Optional - No Charge)
- Rotational & Directional Locking Casters (Rear)
- Leather Upholstery Not Available
- Lifetime Warranty

OPTIONS:

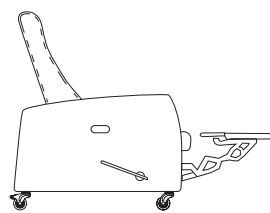
Layflat Medical Recliner Options (See Facelift Evolve Healthcare Options Pages)
 Feather Down & Polyester Pillows Available (See Page 5)

LAYFLAT MEDICAL RECLINER	ITEM #:	SPECIFICATIONS GRADES LIST PRICES:													
		Overall: 30"w 38.5"d 45"h			Arm: 28"h			COM: 5.5 yds.							
		Seat: 24"w 20"d 20"h			Weight: 175 lbs.			COL: n/a							
		COM	COL	1	2	3	4	5	6	7	8	9	10	L1	L2
	1857-L	3482	N/A	3626	3794	3961	4128	4295	4462	4629	4796	4963	5130	N/A	N/A
		<i>Layflat / Tight Seat & Back / Removable Upholstery / 500 lb. Weight Capacity</i>													
	1857-T	3617	N/A	3754	3921	4088	4255	4422	4589	4756	4923	5090	5257	N/A	N/A
		<i>Trendelenburg / Tight Seat & Back / Removable Upholstery / 500 lb. Weight Capacity</i>													
	1857-R	285	N/A	558	703	847	991	1136	1280	1424	1569	1713	1857	N/A	N/A
		<i>Replacement Upholstery Covers</i>													
															
		Overall: 35"w 38.5"d 45"h			Arm: 28"h			COM: 6 yds.							
		Seat: 29"w 20"d 20"h			Weight: 200 lbs.			COL: n/a							
		COM	COL	1	2	3	4	5	6	7	8	9	10	L1	L2
	1857-XL	3603	N/A	3773	3956	4139	4322	4505	4688	4870	5053	5236	5419	N/A	N/A
		<i>Bariatric Layflat / Tight Seat & Back / Removable Upholstery / 600 lb. Weight Capacity</i>													
	1857-XT	3752	N/A	3913	4096	4279	4462	4645	4828	5010	5193	5376	5559	N/A	N/A
		<i>Bariatric Trendelenburg / Tight Seat & Back / Removable Upholstery / 600 lb. Weight Capacity</i>													
	1857-XR	291	N/A	591	749	907	1065	1224	1382	1540	1698	1856	2014	N/A	N/A
		<i>Replacement Upholstery Covers</i>													
															
		Overall: 28"w 38.5"d 45"h			Arm: 27"h			COM: 5.5 yds.							
		Seat: 23"w 20"d 19"h			Weight: 175 lbs.			COL: n/a							
		COM	COL	1	2	3	4	5	6	7	8	9	10	L1	L2
	1857-LG	4007	N/A	4155	4338	4521	4703	4886	5069	5252	5435	5618	5801	N/A	N/A
		<i>Layflat Glider / Tight Seat & Back / Removable Upholstery / 500 lb. Weight Capacity</i>													
	1857-LGR	285	N/A	558	703	847	991	1136	1280	1424	1569	1713	1857	N/A	N/A
		<i>Replacement Upholstery Covers</i>													
															

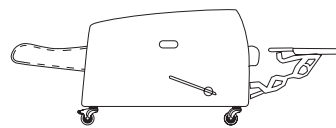
 See **Replay Healthcare Motion And Revival Healthcare Motion For Additional Layflat Medical Recliners.**



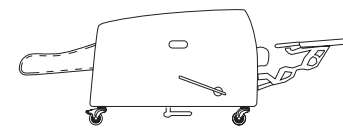
Upright Position
38.5"D




Extended Footrest Position
57.5"D











Layflat Position
73.75"D



Trendelenburg Position
74.75"D

ARM CAPS / TABLET ARMS	OPTION #:	SPECIFICATIONS LIST PRICES AVAILABILITY:
<p>SOLID WOOD / URETHANE / POLYESTER ARM CAPS (Upholstered Arm Chairs)</p>   	<p>Overall: 2.75"w 29"d 1.125"h</p> <p>EWAC-1 \$219 (Set Of 2) WOOD (1845 / 1846 Sleepover Lounge) - Specify Finish (1852 Asynchronous Patient Chair) - Specify Finish (1854-G Lounge Glider / 1854-SG Lounge Swivel Glider) - Specify Finish (1855 Wallsaver Recliner / 1855-X Bariatric Wallsaver Recliner) - Specify Finish (1857-L & 1857-T Medical Recliners / 1857-XL & 1857-XT Bariatric Medical Recliners) - Specify Finish</p> <p>EUAC-1 \$231 (Set Of 2) URETHANE (1845 / 1846 Sleepover Lounge) (1852 Asynchronous Patient Chair) (1854-G Lounge Glider / 1854-SG Lounge Swivel Glider) (1855 Wallsaver Recliner / 1855-X Bariatric Wallsaver Recliner) (1857-L & 1857-T Medical Recliners / 1857-XL & 1857-XT Bariatric Medical Recliners)</p> <p>EPAC-2 \$382 (Set Of 2) POLYESTER (1845 / 1846 Sleepover Lounge) (1852 Asynchronous Patient Chair) (1854-G Lounge Glider / 1854-SG Lounge Swivel Glider) (1855 Wallsaver Recliner / 1855-X Bariatric Wallsaver Recliner) (1857-L & 1857-T Medical Recliners / 1857-XL & 1857-XT Bariatric Medical Recliners)</p> <p><i>Black Polyester Arm Cap (Additional Colors Available)</i></p>	
<p>TABLET ARMS / CUP HOLDER</p>  <p>Laminate Tablet Arm Shown w/ Cup Holder</p>  <p>Veneer Tablet Arm Shown w/ Cup Holder</p>  <p>Solid Surface Tablet Arm Shown w/ Cup Holder</p>	<p>Overall: 14" Diameter .75"h</p> <p>TA-L \$440 <i>Tablet Arm With 360° Rotation - High Pressure Laminate. (Specify Laminate / Specify Left Or Right Facing Arm Location)</i></p> <p>TA-V \$503 <i>Tablet Arm With 360° Rotation - Sunburst Cherry Veneer. (Specify Finish / Specify Left Or Right Facing Arm Location)</i></p> <p>TA-C \$654 <i>Tablet Arm With 360° Rotation - White Solid Surface. (Available In White Only / Specify Left Or Right Facing Arm Location)</i></p> <p>CH-1 \$105 <i>Black Plastic Cup Holder (Only Available If Used With Tablet Arm)</i></p> <p>CH-2 \$157 <i>Spun Aluminum Cup Holder (Only Available If Used With Tablet Arm)</i></p> <p>Available: <i>Facelift Evolve Healthcare Collection</i></p>	
<p>FOLD DOWN TABLET ARM</p>  	<p>Overall: 14" Diameter .75"h</p> <p>FDTA-L \$1056 <i>Tablet Arm With 360° Rotation - High Pressure Laminate. (Specify Laminate / Specify Left Or Right Facing Arm Location)</i></p> <p>FDTA-V \$1108 <i>Tablet Arm With 360° Rotation - Sunburst Cherry Veneer. (Specify Finish / Specify Left Or Right Facing Arm Location)</i></p> <p>FDTA-C \$1259 <i>Tablet Arm With 360° Rotation - White Solid Surface. (Available In White Only / Specify Left Or Right Facing Arm Location)</i></p> <p>Available: <i>Facelift Evolve Healthcare Collection</i></p>	

TABLET ARMS / POWER / CASTERS	OPTION #:	SPECIFICATIONS LIST PRICES AVAILABILITY:
<p>DOUBLE ARTICULATING / SWIVEL TABLET ARM</p>  <p>ATA-L Double Articulating / Swivel Tablet Arm</p>  <p>ATA-L w/ CH-1 Black Plastic Cup Holder</p>	<p>Overall: 14" Diameter .75"h</p> <hr/> <p>ATA-L \$865 <i>Tablet Arm With 360° Rotation - High Pressure Laminate. (Specify Laminate / Specify Left Or Right Facing Arm Location)</i></p> <p>ATA-V \$904 <i>Tablet Arm With 360° Rotation - Sunburst Cherry Veneer. (Specify Finish / Specify Left Or Right Facing Arm Location)</i></p> <p>ATA-C \$1089 <i>Tablet Arm With 360° Rotation - White Solid Surface. (Available In White Only / Specify Left Or Right Facing Arm Location)</i></p> <p>CH-1 \$105 <i>Black Plastic Cup Holder (Only Available If Used With Tablet Arm)</i></p> <p>CH-2 \$157 <i>Spun Aluminum Cup Holder (Only Available If Used With Tablet Arm)</i></p> <p>Available: <i>Facelift Evolve Healthcare Collection</i></p>	
<p>POWER / DATA MODULE</p> 	<p>Overall: 5.25"w 1.25"d 4.25"h</p> <hr/> <p>PM1 \$836 (1-Power / 1-USB 2 Port Simplex Charger Standard) <i>Vertical / Horizontal Mount Power Module. Price Varies By Socket. Contact Customer Service For Quote. (Additional Colors Available)</i></p> <p>Available: <i>Facelift Evolve Sleepover Lounge (1844-1845 Models)</i></p>	
<p>IN-LINE CASTERS</p> 	<p>Overall: 2.75" Diameter 1.75"h</p> <hr/> <p>ILC \$57 (Set Of Two) <i>Single Direction In-Line Caster (Non-Locking / Specify Wood Finish / Specify Location)</i></p> <p>Available: <i>Facelift Evolve Sleepover Lounge (1844-1845 Models)</i></p>	
<p>LOCKING / NON-LOCKING CASTERS</p>  <p>Locking Casters</p>  <p>Non-Locking Casters</p>	<p>Overall: 1.875"w 2.25"d 1.5"h (Locking) / 1.875"w 1.625"d 1.5"h (Non-Locking)</p> <hr/> <p>LC \$31 (Set Of Two) <i>Locking Casters (Black Finish / Specify Location)</i></p> <p>NLC \$26 (Set Of Two) <i>Non-Locking Casters (Black Finish / Specify Location)</i></p> <p>Available: <i>Facelift Evolve Sleepover Lounge (1844-1845 Models)</i></p>	

CASTERS / BRAKE / LEGS / ELECTRIC / FOLD DOWN ARM	OPTION #:	SPECIFICATIONS LIST PRICES AVAILABILITY:
<p>MEDICAL LOCKING / NON-LOCKING CASTERS</p>  <p>Locking Casters</p>  <p>Non-Locking Casters</p>	<p>MLC</p> <p>MNLC</p>	<p>Overall: 2.25"w 5"d 5.25"h (Locking) / 2"w 3.75"d 5.25"h (Non-Locking)</p> <hr/> <p>\$179 (Set Of Two) <i>Locking Casters - Motion & Direction (Gray Finish / Specify Location)</i></p> <p>\$205 (Set Of Two) <i>Non-Locking Casters - Single Direction (Gray Finish / Specify Location)</i></p> <p>Available: <i>Facelift Evolve Medical Recliners</i></p>
<p>CENTRAL BRAKING</p> 	<p>CB-1</p>	<p>Overall: 7.5"w 2"d .5"h</p> <hr/> <p>\$405 (Set Of 1) <i>(White Plastic Brake w/ Lock & Unlock Pedals)</i></p> <p>Available: <i>Facelift Evolve Wallsaver & Infusion Wallsaver Recliners</i></p>
<p>BRUSHED ALUMINUM ROUND LEGS</p> 	<p>ARL</p>	<p>Overall: 2" Diameter 5"h</p> <hr/> <p>\$353 (Set Of 4) <i>(Brushed Aluminum Finish)</i></p> <p>Available: <i>Facelift Evolve Asynchronous Patient Chair (1852 Model)</i></p>
<p>ELECTRIC RECLINE / BATTERY BACKUP / HEAT / MASSAGE</p>  <p>ER-1 Electric Recline (Wallsaver Model)</p>  <p>ER-2/ER-3 Electric Recline (Layflat Model)</p>  <p>HM Heat & Massage (All Recliner Models)</p>  <p>H Heat (All Recliner Models)</p>	<p>ER-1</p> <p>ER-2</p> <p>ER-3</p> <p>BB</p> <p>HM</p> <p>H</p>	<p>Overall: N/A</p> <hr/> <p>\$1048 Electric Recline <i>Replaces Manual Mechanism On Any Wallsaver Model - Surface Mounts On Inside Arm (Specify Left Or Right Facing)</i> *NOTE: ELECTRIC OPTION NOT AVAILABLE ON INFUSION RECLINERS IN COMBINATION WITH CASTERS.</p> <p>\$1084 Electric Recline <i>Replaces Manual Mechanism On Any Layflat Model - Surface Mounts On Inside Arm (Specify Left Or Right Facing)</i></p> <p>\$1474 Electric Recline <i>Replaces Manual Mechanism On Any Trendelenburg Layflat Model - Surface Mounts On Inside Arm (Specify Left Or Right Facing)</i></p> <p>\$529 Battery Backup <i>Allows Any Wallsaver, Layflat, Or Standup Electric Recliner To Be Cordless - Surface Mounts On Inside Arm (Specify Left Or Right Facing)</i></p> <p>\$1500 Heat & Massage <i>Add Heat & Massage To Any Wallsaver, Layflat, Or Standup Electric Recliner - Surface Mounts On Inside Arm (Specify Left Or Right Facing)</i></p> <p>\$1339 Heat <i>Add Heat Only To Any Wallsaver, Layflat, Or Standup Electric Recliner - Surface Mounts On Inside Arm (Specify Left Or Right Facing)</i></p> <p>Available: <i>Facelift Evolve Recliners</i></p>

FOLD DOWN ARM / PUSH BAR / I.V. POLE / SIDE TRAY	OPTION #:	SPECIFICATIONS LIST PRICES AVAILABILITY:
<p>FOLD DOWN ARM</p> 	<p>FDA-1</p> <p>Overall: 24"w 2.5"d 10"h</p> <hr/> <p>\$391 Per Arm <i>Piano Hinged Fold Down Arm.</i></p> <p>Available: <i>Facelift 3 Evolve Wallsaver Recliner (1855 - Right Facing Only) & Layflat Medical Recliner (1857 - Right Facing Only)</i> Note: <i>If Two Fold Down Arms (Left & Right) Are Requested On A Recliner, The Electric Wand Must Be Specified.</i></p>	
<p>PUSH BAR</p> 	<p>PB</p> <p>Overall: 18.5"w 3.5"d 1"h</p> <hr/> <p>\$240 <i>(Black Finish)</i></p> <p>Available: <i>Facelift Evolve Medical Recliners</i></p>	
<p>I.V. POLE</p> 	<p>IV</p> <p>Overall: 10"w 2.5"d 39.5" / 69.75"h</p> <hr/> <p>\$471 <i>Height Adjustable I.V. Pole (Chrome & Black Finish / Specify Left Or Right Facing Location)</i></p> <p>Available: <i>Facelift Evolve Medical Recliners</i></p>	
<p>SIDE TRAY</p> 	<p>Overall: 12.75"w 10"d 4"h (Small Side Tray) / 17"w 10"d 4"h (Large Side Tray)</p> <hr/> <p>ST-1 \$245 <i>Drop-Down Side Tray (Small Side Tray)</i></p> <p>ST-2 \$335 <i>Drop-Down Side Tray (Large Side Tray)</i></p> <p>Available: <i>Facelift Evolve Medical Recliners</i></p>	

BAG HOLDER / BUCKLE FOOTREST / OXYGEN TANK HOLDER / RING BASE	OPTION #:	SPECIFICATIONS LIST PRICES AVAILABILITY:
<p>BAG HOLDER / PERSONAL RESTRAINT BUCKLE</p> 	<p>Overall: 2.19"w .38"d 2.56"h</p> <hr/> <p>BH \$65 <i>Bag Holder (Brushed Finish / Specify Left Or Right Facing Location)</i></p> <p>RB \$117 (Set Of 2) <i>Personal Restraint Buckle (Brushed Finish)</i></p> <p>Available: <i>Facelift Evolve Medical Recliners</i> <i>Note: If A Medical Recliner With A Manual Mechanism Is Selected, The Standard Side Tray Location Will Be Front Right Facing</i></p>	
<p>FOOTREST</p> 	<p>Overall: 16"w 8"d .1875"h</p> <hr/> <p>FR \$360 <i>(Black Finish)</i></p> <p>Available: <i>Facelift Evolve Medical Recliners</i></p>	
<p>OXYGEN TANK HOLDER</p> 	<p>Overall: 4.75" Diameter 9.75"h</p> <hr/> <p>OH \$238 <i>Black Metal Oxygen Tank Holder Holds a 4.375" Diameter Oxygen Tank (Not Included) (Specify Left Or Right Facing Location)</i></p> <p>Available: <i>Facelift Evolve Medical Recliners</i></p>	
<p>LOUNGE GLIDER WOOD RING BASE</p> 	<p>Overall: 22"dia. 3"h</p> <hr/> <p>WR \$224 <i>Wood Ring Base replaces circular metal base (1854-G) or swivel glider w/ circular metal base (1854-SG).</i></p> <p><i>Specify Exposed Wood Finish. (See Page 6)</i></p> <p>Available: <i>Facelift Evolve Lounge Glider</i></p>	

COVERS / SPRINGS	OPTION #:	SPECIFICATIONS LIST PRICES AVAILABILITY:
<p>CONTRASTING COVERS</p> 	<p>Overall: N/A</p> <hr/> <p>CC \$129 <i>NOTE: If Two Or More Upholsteries Or Leathers Are Used On Any Piece Of Furniture, Then A Contrast Charge Will Apply Per Order. When Using Trinity Upholstery, The Higher Priced Upholstery Grade Will Be Used In Pricing, Unless It's Trinity Leather With Fabric Contrast Welt, Or COM With Trinity Contrast Welt, Then Contact Customer Service For Pricing.</i></p> <p>Available: <i>Facelift Evolve Healthcare Motion</i></p>	

Facelift Evolve

HEALTHCARE MOTION
Weight-Activated Medical Recliners

Effective: August 1, 2022

T R I N I T Y

Date:

Page:

Modification:

Description:

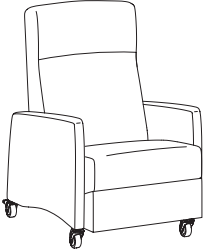

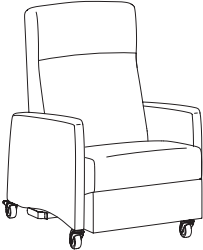

DESCRIPTION:

- Upholstery Frames: Plywood, Hardwood & Steel
- Seat: High Density Polyurethane Foam Over Sheet Webbing
- Back: High Density Polyurethane Foam Over Sinuous Wire Springs
- Upholstered Covers: Attached w/ Velcro / Removable For Maintenance
- Antimicrobial Moisture Barrier Fully Encapsulates All Foam Areas
- Double Needle Stitching Standard (Wetling Optional - No Charge)
- Rotational & Directional Locking Casters (Rear)
- Leather Upholstery Not Available
- Lifetime Warranty

OPTIONS:

(See Weight Activated Medical Recliner Options Pages)

Feather Down & Polyester Pillows Available (See Page 5)

FULLY UPHOLSTERED ARM		ITEM #:	SPECIFICATIONS GRADES LIST PRICES:													
	THREE POSITION RECLINER / UPHOLSTERED ARM		Overall: 28.5"w 37"d 47"h Seat: 23.5"w 20"d 20"h		Arm: 26"h Weight: 140 lbs.			COM: 5.75 yds. COL: n/a								
			COM	COL	1	2	3	4	5	6	7	8	9	10	L1	L2
	1868		2691	N/A	2894	3069	3244	3419	3594	3769	3944	4119	4294	4469	N/A	N/A
		<i>Tight Seat & Back / Removable Upholstery / 350 lb. Weight Capacity</i>														
	1868-R	313	N/A	598	749	900	1052	1203	1354	1505	1656	1808	1959	N/A	N/A	
		<i>Replacement Upholstery Covers</i>														
	BARIATRIC THREE POSITION RECLINER / UPHOLSTERED ARM		Overall: 33.5"w 37"d 47"h Seat: 28.5"w 20"d 20"h		Arm: 26"h Weight: 155 lbs.			COM: 5.75 yds. COL: n/a								
			COM	COL	1	2	3	4	5	6	7	8	9	10	L1	L2
	1868-X		2799	N/A	2996	3171	3346	3521	3696	3871	4046	4221	4396	4571	N/A	N/A
		<i>Tight Seat & Back / Removable Upholstery / 500 lbs. Weight Capacity</i>														
	1868-XR	318	N/A	603	755	906	1057	1208	1359	1511	1662	1813	1964	N/A	N/A	
		<i>Replacement Upholstery Covers</i>														
	TRENDELENBURG FOUR POSITION RECLINER / UPHOLSTERED ARM		Overall: 28.5"w 37"d 47"h Seat: 23.5"w 20"d 20"h		Arm: 26"h Weight: 140 lbs.			COM: 5.75 yds. COL: n/a								
			COM	COL	1	2	3	4	5	6	7	8	9	10	L1	L2
	1858-T		2920	N/A	3111	3286	3461	3636	3811	3986	4161	4336	4511	4686	N/A	N/A
		<i>Tight Seat & Back / Removable Upholstery / 350 lb. Weight Capacity</i>														
	1858-TR	313	N/A	598	749	900	1052	1203	1354	1505	1656	1808	1959	N/A	N/A	
		<i>Replacement Upholstery Covers</i>														
	BARIATRIC TRENDELENBURG FOUR POSITION RECLINER / UPHOLSTERED ARM		Overall: 33.5"w 37"d 47"h Seat: 28.5"w 20"d 20"h		Arm: 26"h Weight: 155 lbs.			COM: 5.75 yds. COL: n/a								
			COM	COL	1	2	3	4	5	6	7	8	9	10	L1	L2
	1858-XT		3028	N/A	3213	3388	3563	3737	3912	4087	4262	4437	4612	4787	N/A	N/A
		<i>Tight Seat & Back / Removable Upholstery / 500 lbs. Weight Capacity</i>														
	1858-XTR	318	N/A	603	755	906	1057	1208	1359	1511	1662	1813	1964	N/A	N/A	
		<i>Replacement Upholstery Covers</i>														

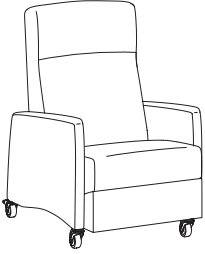

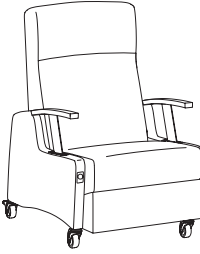
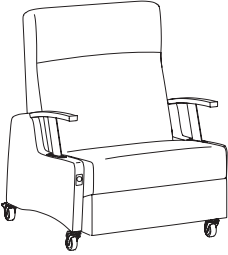
DESCRIPTION:

- Upholstery Frames: Plywood, Hardwood & Steel
- Seat: High Density Polyurethane Foam Over Sheet Webbing
- Back: High Density Polyurethane Foam Over Sinuous Wire Springs
- Upholstered Covers: Attached w/ Velcro / Removable For Maintenance
- Antimicrobial Moisture Barrier Fully Encapsulates All Foam Areas
- Double Needle Stitching Standard (Wetling Optional - No Charge)
- Rotational & Directional Locking Casters (Rear)
- Leather Upholstery Not Available
- Lifetime Warranty

OPTIONS:


(See Weight Activated Medical Recliner Options Pages)

Feather Down & Polyester Pillows Available (See Page 5)

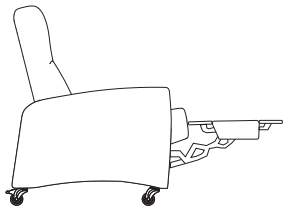
DROP-DOWN ARM		ITEM #:	SPECIFICATIONS GRADES LIST PRICES:													
	ELECTRIC MULTI-POSITION RECLINER / UPHOLSTERED ARM		Overall: 28.5"w 37"d 47"h Seat: 23.5"w 20"d 20"h		Arm: 26"h Weight: 140 lbs.			COM: 5.75 yds. COL: n/a								
			COM	COL	1	2	3	4	5	6	7	8	9	10	L1	L2
	1868-E		3691	N/A	3894	4069	4244	4419	4594	4769	4944	5119	5294	5469	N/A	N/A
		<i>Tight Seat & Back / Removable Upholstery / 350 lb. Weight Capacity</i>														
	1868-ER	313	N/A	598	749	900	1052	1203	1354	1505	1656	1808	1959	N/A	N/A	
		<i>Replacement Upholstery Covers</i>														
	BARIATRIC ELECTRIC MULTI-POSITION RECLINER / UPHOLSTERED ARM		Overall: 33.5"w 37"d 47"h Seat: 28.5"w 20"d 20"h		Arm: 26"h Weight: 155 lbs.			COM: 5.75 yds. COL: n/a								
			COM	COL	1	2	3	4	5	6	7	8	9	10	L1	L2
	1868-XE		3799	N/A	3996	4171	4346	4521	4696	4871	5046	5221	5396	5571	N/A	N/A
		<i>Tight Seat & Back / Removable Upholstery / 500 lb. Weight Capacity</i>														
	1868-XER	318	N/A	603	755	906	1057	1208	1359	1511	1662	1813	1964	N/A	N/A	
		<i>Replacement Upholstery Covers</i>														
	THREE POSITION RECLINER / DROP-DOWN ARM / URETHANE TASK ARM CAP		Overall: 28.5"w 37"d 47"h Seat: 23.5"w 20"d 20"h		Arm: 26"h Weight: 125 lbs.			COM: 5.5 yds. COL: n/a								
			COM	COL	1	2	3	4	5	6	7	8	9	10	L1	L2
	1860		4130	N/A	4223	4382	4541	4700	4859	5018	5177	5337	5496	5655	N/A	N/A
		<i>Tight Seat & Back / Removable Upholstery / 350 lb. Weight Capacity</i>														
	1860-R	302	N/A	588	740	891	1042	1193	1344	1496	1647	1798	1949	N/A	N/A	
		<i>Replacement Upholstery Covers</i>														
	BARIATRIC THREE POSITION RECLINER / DROP-DOWN ARM / URETHANE TASK ARM CAP		Overall: 33.5"w 37"d 47"h Seat: 28.5"w 20"d 20"h		Arm: 26"h Weight: 140 lbs.			COM: 5.75 yds. COL: n/a								
			COM	COL	1	2	3	4	5	6	7	8	9	10	L1	L2
	1860-X		4244	N/A	4363	4538	4713	4888	5063	5238	5413	5588	5763	5938	N/A	N/A
		<i>Tight Seat & Back / Removable Upholstery / 500 lb. Weight Capacity</i>														
	1860-XR	308	N/A	594	745	896	1047	1199	1350	1501	1652	1803	1955	N/A	N/A	
		<i>Replacement Upholstery Covers</i>														

WEIGHT-ACTIVATED MEDICAL RECLINER POSITIONS:


Fully Upholstered Arm Recliner Positions



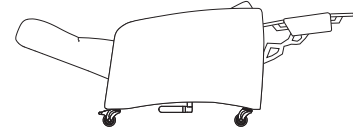
Upright Position
28.5°D



Extended Footrest Position
55.5°D

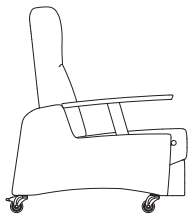


Layflat Position
67°D

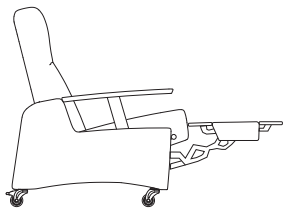


Trendelenburg Position
69°D

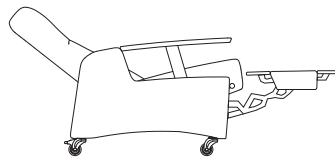
Drop-Down Arm Recliner Positions



Upright Position
28.5°D



Extended Footrest Position
55.5°D



Layflat Position
67°D

1860 CLOSED ARM EXAMPLES:
 (SPECIFY LEFT OR RIGHT FACING)



CA-W
 (Closed Arm Left | Drop-Down Wood Arm Right)
 Left Facing Closed Arm
 Note: Full Arm - \$200 Deduct



CA-W
 (Drop-Down Wood Arm Left | Closed Arm Right)
 Right Facing Closed Arm
 Note: Full Arm - \$200 Deduct



CA-U
 (Closed Arm Left | Drop-Down Urethane Arm Right)
 Left Facing Closed Arm
 Note: Full Arm - \$200 Deduct



CA-U
 (Drop-Down Urethane Arm Left | Closed Arm Right)
 Right Facing Closed Arm
 Note: Full Arm - \$200 Deduct

PUSH BAR / IV / SIDE TRAY / BAG HOLDER / RESTRAINT BUCKLE	OPTION #:	SPECIFICATIONS LIST PRICES AVAILABILITY:
<p>PUSH BAR</p> 	<p>PB</p> <p>\$240 (Black Finish)</p> <p>Available: Facelift Evolve Weight Activated Medical Recliners</p>	
<p>I.V. POLE</p> 	<p>IV</p> <p>\$471 Height Adjustable I.V. Pole (Chrome / Black Finish)</p> <p>Available: Facelift Evolve Weight Activated Medical Recliners</p>	
<p>SIDE TRAY</p> 	<p>ST-1 \$245 Drop-Down Side Tray (Small Side Tray)</p> <p>ST-2 \$335 Drop-Down Side Tray (Large Side Tray)</p> <p>Available: Facelift Evolve Weight Activated Medical Recliners</p>	
<p>BAG HOLDER / PERSONAL RESTRAINT BUCKLE</p> 	<p>BH \$65 Bag Holder (Brushed Finish / Specify Left Or Right Facing Location)</p> <p>RB \$117 (Set Of 2) Personal Restraint Buckle (Brushed Finish)</p> <p>Available: Facelift Evolve Weight Activated Medical Recliners</p>	

OXYGEN TANK HOLDER / ARM CAPS / CASTERS	OPTION #:	SPECIFICATIONS LIST PRICES AVAILABILITY:
<p>OXYGEN TANK HOLDER</p> 	<p>OH</p> <p>Overall: 4.75" Diameter 9.75"h</p> <p>\$238 Black Metal Oxygen Tank Holder Holds a 4.375" Diameter Oxygen Tank (Not Included)</p> <p>Available: Facelift Evolve Weight Activated Medical Recliners</p>	
<p>SOLID WOOD / URETHANE ARM CAPS</p>  	<p>EWAC-1 \$219 (Set Of 2) WOOD (Specify Finish)</p> <p>Available: 1858 Models Only</p> <p>EUAC-1 \$231 (Set Of 2) URETHANE (Black Urethane)</p> <p>Available: 1858 Models Only</p>	
<p>POLYESTER ARM CAPS</p>  	<p>Overall: 2.75"w 22.5"d 1.125"h (EPAC-1) / 2.75"w 29"d 1.125"h (EPAC-2)</p> <p>EPAC-1 \$379 (Set Of 2) POLYESTER (1860-U / 1860-XU / 1860-TU / 1860-XTU)</p> <p>Black Polyester Arm Cap (Additional Colors Available)</p> <p>EPAC-2 \$407 (Set Of 2) POLYESTER (1858 / 1858-X / 1858-T / 1858-XT) (1859-U / 1859-XU / 1859-TU / 1859-XTU) (1859N-U / 1859N-XU / 1859N-TU / 1859N-XTU)</p> <p>Black Polyester Arm Cap (Additional Colors Available)</p>	
<p>MEDICAL LOCKING / NON-LOCKING CASTERS</p>   <p>Locking Casters</p> <p>Non-Locking Casters</p>	<p>Overall: 2.25"w 5"d 5.25"h (Locking) / 2"w 3.75"d 5.25"h (Non-Locking)</p> <p>MLC \$179 (Set Of Two) Locking Casters - Motion & Direction (Gray Finish / Specify Location)</p> <p>MNLC \$205 (Set Of Two) Non-Locking Casters - Single Direction (Gray Finish / Specify Location)</p> <p>Available: Facelift Evolve Weight Activated Medical Recliners</p>	

CLOSED ARMS / COVERS / SPRINGS	OPTION #:	SPECIFICATIONS LIST PRICES AVAILABILITY:
<p>CLOSED ARM WITH SOLID WOOD ARM CAP</p> 	<p>CA-W</p>	<p>Overall: 2.75"w 35"d 26.25"h</p> <hr/> <p>\$200 Deduct Closed Arm w/ Solid Wood Arm Cap (Specify Left Or Right Facing / Specify Wood Arm Cap Finish)</p> <p>Available: 1860 Drop-Down Arm Models Only</p>
<p>CLOSED ARM WITH URETHANE ARM CAP</p> 	<p>CA-U</p>	<p>Overall: 2.75"w 35"d 26.25"h</p> <hr/> <p>\$200 Deduct Closed Arm w/ Urethane Arm Cap (Specify Left Or Right Facing)</p> <p>Available: 1860 Drop-Down Arm Models Only</p>
<p>CONTRASTING COVERS</p> 	<p>CC</p>	<p>Overall: N/A</p> <hr/> <p>\$129</p> <p><i>NOTE: If Two Or More Upholsteries Or Leathers Are Used On Any Piece Of Furniture, Then A Contrast Charge Will Apply Per Order. When Using Trinity Upholstery, The Higher Priced Upholstery Grade Will Be Used In Pricing, Unless It's Trinity Leather With Fabric Contrast Welt, Or COM With Trinity Contrast Welt, Then Contact Customer Service For Pricing.</i></p> <p>Available: Facelift Evolve Weight Activated Medical Recliners</p>

Facelift Evolve

LOUNGE / TANDEM

Effective: August 1, 2022

T R I N I T Y

Date:

Page:

Modification:

Description:


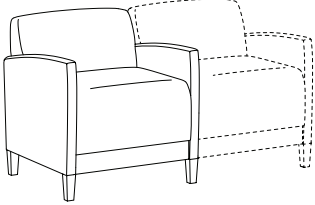


DESCRIPTION:

- Upholstery Frames: Steel, Plywood & Hardwood
- Seat: High Density Polyurethane Foam Over Strap Webbing
- Back: High Density Polyurethane Foam Over Sinuous Wire Springs
- Upholstered Covers: Attached w/ Velcro / Removable For Maintenance
- Exposed Wood Legs: Solid Hardwood / Removable For Maintenance
- Antimicrobial Moisture Barrier Fully Encapsulates All Foam Areas
- Leather Upholstery Not Available
- Lifetime Warranty

OPTIONS:

- EWAC Solid Wood Arm Caps (Set Of 2)\$219
- EUAC Black Urethane Arm Caps (Set Of 2).....\$231
- EPAC-2 Black Polyester Arm Caps (Set Of 2).....\$382
- ARL Brushed Aluminum Round Legs (Set Of 4).....\$353
- PM1 Power/Data Module (1-Power / 1-USB 2 Port Simplex Charger)\$836
- Feather Down & Polyester Pillows Available (See Page 5)
- Specify Exposed Wood Finish (See Page 6)
- Tablet Arm / Cup Holder Options (See Facelift Evolve Lounge/Tandem Options Pages)

NOTE: All Seating Configurations Are Viewed From Left To Right Facing. Please Attach A Layout Showing Seating Configuration w/ Your Order. Assembled Units Must Be Shipped In Configurations Of 3 Or Less.

LOUNGE / TANDEM		ITEM #:	SPECIFICATIONS GRADES LIST PRICES:													
	LOUNGE CHAIR / FULLY UPHOLSTERED		<i>Overall: 28"w 29"d 31.5"h</i>				<i>Arm: 24.5"h</i>				<i>COM: 4.5 yds.</i>					
	<i>Seat: 23.5"w 19"d 18.5"h</i>				<i>Weight: 85 lbs.</i>				<i>COL: n/a</i>							
		COM	COL	1	2	3	4	5	6	7	8	9	10	L1	L2	
	1841	1545	N/A	1694	1811	1928	2045	2162	2279	2395	2512	2629	2746	N/A	N/A	
		<i>Tight Seat & Back / Removable Upholstery</i>														
	1841-R	219	N/A	427	537	647	756	866	976	1086	1196	1306	1416	N/A	N/A	
		<i>Replacement Upholstery Covers</i>														
	LOUNGE CHAIR / FULLY UPHOLSTERED / ACCEPTS SEAT ON RIGHT		<i>Overall: 28"w 29"d 31.5"h</i>				<i>Arm: 24.5"h</i>				<i>COM: 4.5 yds.</i>					
	<i>Seat: 23.5"w 19"d 18.5"h</i>				<i>Weight: 85 lbs.</i>				<i>COL: n/a</i>							
		COM	COL	1	2	3	4	5	6	7	8	9	10	L1	L2	
	1841-C	1545	N/A	1694	1811	1928	2045	2162	2279	2395	2512	2629	2746	N/A	N/A	
		<i>Tight Seat & Back / Removable Upholstery</i>														
	1841-R	219	N/A	427	537	647	756	866	976	1086	1196	1306	1416	N/A	N/A	
		<i>Replacement Upholstery Covers</i>														
	BARIATRIC ARM CHAIR / FULLY UPHOLSTERED		<i>Overall: 34"w 29"d 31.5"h</i>				<i>Arm: 24.5"h</i>				<i>COM: 5 yds.</i>					
	<i>Seat: 29.5"w 19"d 18.5"h</i>				<i>Weight: 100 lbs.</i>				<i>COL: n/a</i>							
		COM	COL	1	2	3	4	5	6	7	8	9	10	L1	L2	
	1841-X	1876	N/A	2035	2166	2296	2427	2558	2688	2819	2949	3080	3210	N/A	N/A	
		<i>Tight Seat & Back / Removable Upholstery / 1000 lb. Weight Capacity</i>														
	1841-XR	224	N/A	460	583	707	831	954	1078	1202	1326	1449	1573	N/A	N/A	
		<i>Replacement Upholstery Covers</i>														
	BARIATRIC ARM CHAIR / FULLY UPHOLSTERED / ACCEPTS SEAT ON RIGHT		<i>Overall: 34"w 29"d 31.5"h</i>				<i>Arm: 24.5"h</i>				<i>COM: 5 yds.</i>					
	<i>Seat: 29.5"w 19"d 18.5"h</i>				<i>Weight: 100 lbs.</i>				<i>COL: n/a</i>							
		COM	COL	1	2	3	4	5	6	7	8	9	10	L1	L2	
	1841-XC	1876	N/A	2035	2166	2296	2427	2558	2688	2819	2949	3080	3210	N/A	N/A	
		<i>Tight Seat & Back / Removable Upholstery / 1000 lb. Weight Capacity</i>														
	1841-XR	224	N/A	460	583	707	831	954	1078	1202	1326	1449	1573	N/A	N/A	
		<i>Replacement Upholstery Covers</i>														





DESCRIPTION:

- Upholstery Frames: Steel, Plywood & Hardwood
- Seat: High Density Polyurethane Foam Over Strap Webbing
- Back: High Density Polyurethane Foam Over Sinuous Wire Springs
- Upholstered Covers: Attached w/ Velcro / Removable For Maintenance
- Exposed Wood Legs: Solid Hardwood / Removable For Maintenance
- Antimicrobial Moisture Barrier Fully Encapsulates All Foam Areas
- Leather Upholstery Not Available
- Lifetime Warranty

OPTIONS:

- EWAC Solid Wood Arm Caps (Set Of 2)\$219
- EUAC Black Urethane Arm Caps (Set Of 2).....\$231
- EPAC-2 Black Polyester Arm Caps (Set Of 2).....\$382
- ARL Brushed Aluminum Round Legs (Set Of 4).....\$353
- PM1 Power/Data Module (1-Power / 1-USB 2 Port Simplex Charger)\$836
- Feather Down & Polyester Pillows Available (See Page 5)
- Specify Exposed Wood Finish (See Page 6)
- Tablet Arm / Cup Holder Options (See Facelift Evolve Lounge/Tandem Options Pages)

NOTE: All Seating Configurations Are Viewed From Left To Right Facing. Please Attach A Layout Showing Seating Configuration w/ Your Order. Assembled Units Must Be Shipped In Configurations Of 3 Or Less.

LOUNGE / TANDEM		ITEM #:	SPECIFICATIONS GRADES LIST PRICES:												
	TWO PLACE SOFA / FULLY UPHOLSTERED		<i>Overall: 52"w 29"d 31.5"h</i>				<i>Arm: 24.5"h</i>				<i>COM: 6.75 yds.</i>				
			<i>Seat: 47.5"w 19"d 18.5"h</i>				<i>Weight: 135 lbs.</i>				<i>COL: n/a</i>				
			COM	COL	1	2	3	4	5	6	7	8	9	10	L1
	1842	2411	N/A	2637	2815	2994	3173	3351	3530	3709	3887	4066	4245	N/A	N/A
		<i>Tight Seat & Back / Removable Upholstery</i>													
	1842-R	324	N/A	664	843	1021	1200	1379	1557	1736	1915	2093	2272	N/A	N/A
		<i>Replacement Upholstery Covers</i>													
	THREE PLACE SOFA / FULLY UPHOLSTERED		<i>Overall: 76"w 29"d 31.5"h</i>				<i>Arm: 24.5"h</i>				<i>COM: 8.5 yds.</i>				
			<i>Seat: 71.5"w 19"d 18.5"h</i>				<i>Weight: 180 lbs.</i>				<i>COL: n/a</i>				
			COM	COL	1	2	3	4	5	6	7	8	9	10	L1
	1843	3276	N/A	3551	3778	4004	4231	4458	4685	4912	5138	5365	5592	N/A	N/A
		<i>Tight Seat & Back / Removable Upholstery</i>													
	1843-R	418	N/A	863	1096	1330	1564	1797	2031	2265	2498	2732	2966	N/A	N/A
		<i>Replacement Upholstery Covers</i>													
	FULLY UPHOLSTERED / ADD-A-SEAT		<i>Overall: 26"w 29"d 31.5"h</i>				<i>Arm: 24.5"h</i>				<i>COM: 4.25 yds.</i>				
			<i>Seat: 23.5"w 19"d 18.5"h</i>				<i>Weight: 65 lbs.</i>				<i>COL: n/a</i>				
			COM	COL	1	2	3	4	5	6	7	8	9	10	L1
	1844	1262	N/A	1399	1502	1605	1708	1811	1915	2018	2121	2224	2327	N/A	N/A
		<i>Tight Seat & Back / Removable Upholstery</i>													
	1844-R	180	N/A	349	438	527	617	706	795	885	974	1063	1153	N/A	N/A
		<i>Replacement Upholstery Covers</i>													
	LOUNGE CHAIR / FULLY UPHOLSTERED / ADD-A-SEAT / ACCEPTS SEAT ON RIGHT		<i>Overall: 26"w 29"d 31.5"h</i>				<i>Arm: 24.5"h</i>				<i>COM: 4.25 yds.</i>				
			<i>Seat: 23.5"w 19"d 18.5"h</i>				<i>Weight: 65 lbs.</i>				<i>COL: n/a</i>				
			COM	COL	1	2	3	4	5	6	7	8	9	10	L1
	1844-C	1262	N/A	1399	1502	1605	1708	1811	1915	2018	2121	2224	2327	N/A	N/A
		<i>Tight Seat & Back / Removable Upholstery</i>													
	1844-CR	180	N/A	349	438	527	617	706	795	885	974	1063	1153	N/A	N/A
		<i>Replacement Upholstery Covers</i>													


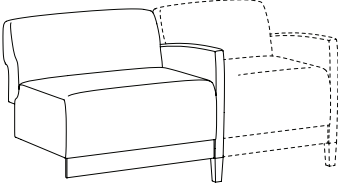
DESCRIPTION:

- Upholstery Frames: Steel, Plywood & Hardwood
- Seat: High Density Polyurethane Foam Over Strap Webbing
- Back: High Density Polyurethane Foam Over Sinuous Wire Springs
- Upholstered Covers: Attached w/ Velcro / Removable For Maintenance
- Exposed Wood Arms: Solid Hardwood / Removable For Maintenance
- Antimicrobial Moisture Barrier Fully Encapsulates All Foam Areas
- Leather Upholstery Not Available
- Lifetime Warranty

OPTIONS:

- EWAC Solid Wood Arm Caps (Set Of 2)\$219
- EUAC Black Urethane Arm Caps (Set Of 2).....\$231
- EPAC-2 Black Polyester Arm Caps (Set Of 2).....\$382
- ARL Brushed Aluminum Round Legs (Set Of 4).....\$353
- PM1 Power/Data Module (1-Power / 1-USB 2 Port Simplex Charger)\$836
- Feather Down & Polyester Pillows Available (See Page 5)
- Specify Exposed Wood Finish (See Page 6)
- Tablet Arm / Cup Holder Options (See Facelift Evolve Lounge/Tandem Options Pages)

NOTE: All Seating Configurations Are Viewed From Left To Right Facing. Please Attach A Layout Showing Seating Configuration w/ Your Order. Assembled Units Must Be Shipped In Configurations Of 3 Or Less.

LOUNGE / TANDEM		ITEM #:	SPECIFICATIONS GRADES LIST PRICES:													
BARIATRIC ADD-A-SEAT / FULLY UPHOLSTERED 		1844-X 1844-XR	Overall: 32"w 29"d 31.5"h			Arm: 24.5"h			COM: 4.5 yds.							
			Seat: 29.5"w 19"d 18.5"h			Weight: 80 lbs.			COL: n/a							
			COM	COL	1	2	3	4	5	6	7	8	9	10	L1	L2
			1573	N/A	1693	1796	1900	2003	2106	2209	2312	2415	2518	2621	N/A	N/A
			<i>Tight Seat & Back / Removable Upholstery / 1000 lb. Weight Capacity</i>													
			186	N/A	382	485	588	691	794	897	1000	1103	1206	1309	N/A	N/A
			<i>Replacement Upholstery Covers</i>													
BARIATRIC ADD-A-SEAT / FULLY UPHOLSTERED / ACCEPTS SEAT ON RIGHT 		1844-XC 1844-XR	Overall: 32"w 29"d 31.5"h			Arm: 24.5"h			COM: 4.5 yds.							
			Seat: 29.5"w 19"d 18.5"h			Weight: 80 lbs.			COL: n/a							
			COM	COL	1	2	3	4	5	6	7	8	9	10	L1	L2
			1573	N/A	1693	1796	1900	2003	2106	2209	2312	2415	2518	2621	N/A	N/A
			<i>Tight Seat & Back / Removable Upholstery / 1000 lb. Weight Capacity</i>													
			186	N/A	382	485	588	691	794	897	1000	1103	1206	1309	N/A	N/A
			<i>Replacement Upholstery Covers</i>													

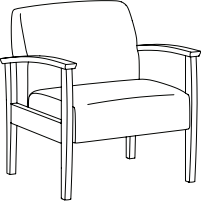
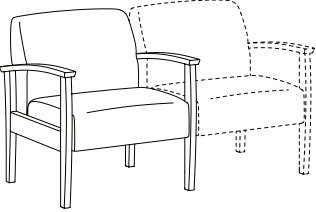

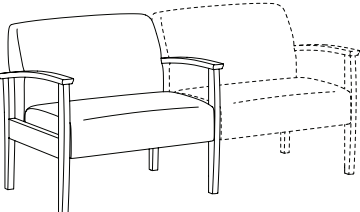
DESCRIPTION:

- Upholstery Frames: Steel, Plywood & Hardwood
- Seat: High Density Polyurethane Foam Over Strap Webbing
- Back: High Density Polyurethane Foam Over Sinuous Wire Springs
- Upholstered Covers: Attached w/ Velcro / Removable For Maintenance
- Exposed Wood Arms: Solid Hardwood / Removable For Maintenance
- Antimicrobial Moisture Barrier Fully Encapsulates All Foam Areas
- Leather Upholstery Not Available
- Lifetime Warranty

OPTIONS:

- Feather Down & Polyester Pillows Available (See Page 5)
- Specify Exposed Wood Finish (See Page 6)
- Closed Arm Panels (See Item #'s 1861-PL / 1861-PR / 1861-PC)

NOTE: All Seating Configurations Are Viewed From Left To Right Facing. Please Attach A Layout Showing Seating Configuration w/ Your Order. Assembled Units Must Be Shipped In Configurations Of 3 Or Less.

OPEN ARM LOUNGE / TANDEM		ITEM #:	SPECIFICATIONS GRADES LIST PRICES:													
LOUNGE CHAIR / OPEN WOOD ARMS			<i>Overall: 28.5"w 29.5"d 32"h</i>			<i>Arm: 24.5"h</i>			<i>COM: 2.5 yds.</i>							
			<i>Seat: 24"w 19.5"d 18.5"h</i>			<i>Weight: 65 lbs.</i>			<i>COL: n/a</i>							
			COM	COL	1	2	3	4	5	6	7	8	9	10	L1	L2
	1861	1500	N/A	1542	1604	1666	1727	1789	1851	1913	1975	2037	2099	N/A	N/A	
			<i>Tight Seat & Back / Removable Upholstery</i>													
	1861-R	165	N/A	280	342	403	465	527	589	651	713	774	836	N/A	N/A	
			<i>Replacement Upholstery Covers</i>													
LOUNGE CHAIR / OPEN WOOD ARMS / ACCEPTS SEAT ON RIGHT			<i>Overall: 28.5"w 29.5"d 32"h</i>			<i>Arm: 24.5"h</i>			<i>COM: 2.5 yds.</i>							
			<i>Seat: 24"w 19.5"d 18.5"h</i>			<i>Weight: 65 lbs.</i>			<i>COL: n/a</i>							
			COM	COL	1	2	3	4	5	6	7	8	9	10	L1	L2
	1861-C	1500	N/A	1542	1604	1666	1727	1789	1851	1913	1975	2037	2099	N/A	N/A	
			<i>Tight Seat & Back / Removable Upholstery</i>													
	1861-R	165	N/A	280	342	403	465	527	589	651	713	774	836	N/A	N/A	
			<i>Replacement Upholstery Covers</i>													
BARIATRIC LOUNGE CHAIR / OPEN WOOD ARMS			<i>Overall: 34.5"w 29.5"d 32"h</i>			<i>Arm: 24.5"h</i>			<i>COM: 3 yds.</i>							
			<i>Seat: 30"w 19.5"d 18.5"h</i>			<i>Weight: 80 lbs.</i>			<i>COL: n/a</i>							
			COM	COL	1	2	3	4	5	6	7	8	9	10	L1	L2
	1861-X	1808	N/A	1861	1936	2012	2088	2163	2239	2314	2390	2466	2541	N/A	N/A	
			<i>Tight Seat & Back / Removable Upholstery / 750 lb. Weight Capacity</i>													
	1861-XR	171	N/A	313	388	464	539	615	691	766	842	917	993	N/A	N/A	
			<i>Replacement Upholstery Covers</i>													
BARIATRIC LOUNGE CHAIR / OPEN WOOD ARMS / ACCEPTS SEAT ON RIGHT			<i>Overall: 34.5"w 29.5"d 32"h</i>			<i>Arm: 24.5"h</i>			<i>COM: 3 yds.</i>							
			<i>Seat: 30"w 19.5"d 18.5"h</i>			<i>Weight: 80 lbs.</i>			<i>COL: n/a</i>							
			COM	COL	1	2	3	4	5	6	7	8	9	10	L1	L2
	1861-XC	1808	N/A	1861	1936	2012	2088	2163	2239	2314	2390	2466	2541	N/A	N/A	
			<i>Tight Seat & Back / Removable Upholstery / 750 lb. Weight Capacity</i>													
	1861-XR	171	N/A	313	388	464	539	615	691	766	842	917	993	N/A	N/A	
			<i>Replacement Upholstery Covers</i>													





DESCRIPTION:

- Upholstery Frames: Steel, Plywood & Hardwood
- Seat: High Density Polyurethane Foam Over Strap Webbing
- Back: High Density Polyurethane Foam Over Sinuous Wire Springs
- Upholstered Covers: Attached w/ Velcro / Removable For Maintenance
- Exposed Wood Arms: Solid Hardwood / Removable For Maintenance
- Antimicrobial Moisture Barrier Fully Encapsulates All Foam Areas
- Leather Upholstery Not Available
- Lifetime Warranty

OPTIONS:

- Feather Down & Polyester Pillows Available (See Page 5)
- Specify Exposed Wood Finish (See Page 6)
- Closed Arm Panels (See Item #'s 1861-PL / 1861-PR / 1861-PC)

NOTE: All Seating Configurations Are Viewed From Left To Right Facing. Please Attach A Layout Showing Seating Configuration w/ Your Order. Assembled Units Must Be Shipped In Configurations Of 3 Or Less.

OPEN ARM LOUNGE / TANDEM		ITEM #:	SPECIFICATIONS GRADES LIST PRICES:											
		1862	Overall: 52.5"w 29.5"d 32"h			Arm: 24.5"h			COM: 4.75 yds.					
			Seat: 48"w 19.5"d 18.5"h			Weight: 140 lbs.			COL: n/a					
			COM	COL	1	2	3	4	5	6	7	8	9	10
		1862-R	Replacement Upholstery Covers											
		1863	Overall: 76.5"w 29.5"d 32"h			Arm: 24.5"h			COM: 7 yds.					
			Seat: 72"w 19.5"d 18.5"h			Weight: 180 lbs.			COL: n/a					
			COM	COL	1	2	3	4	5	6	7	8	9	10
		1863-R	Replacement Upholstery Covers											
		1864	Overall: 26.5"w 29.5"d 32"h			Arm: 24.5"h			COM: 2.5 yds.					
			Seat: 24"w 19.5"d 18.5"h			Weight: 60 lbs.			COL: n/a					
			COM	COL	1	2	3	4	5	6	7	8	9	10
		1864-R	Replacement Upholstery Covers											
		1864-C	Overall: 26.5"w 29.5"d 32"h			Arm: 24.5"h			COM: 2.5 yds.					
			Seat: 24"w 19.5"d 18.5"h			Weight: 60 lbs.			COL: n/a					
			COM	COL	1	2	3	4	5	6	7	8	9	10
		1864-R	Replacement Upholstery Covers											


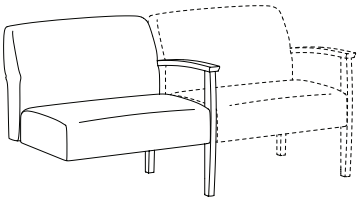
DESCRIPTION:

- Upholstery Frames: Steel, Plywood & Hardwood
- Seat: High Density Polyurethane Foam Over Strap Webbing
- Back: High Density Polyurethane Foam Over Sinuous Wire Springs
- Upholstered Covers: Attached w/ Velcro / Removable For Maintenance
- Exposed Wood Arms: Solid Hardwood / Removable For Maintenance
- Antimicrobial Moisture Barrier Fully Encapsulates All Foam Areas
- Leather Upholstery Not Available
- Lifetime Warranty

OPTIONS:

- Feather Down & Polyester Pillows Available (See Page 5)
- Specify Exposed Wood Finish (See Page 6)
- Closed Arm Panels (See Item #'s 1861-PL / 1861-PR / 1861-PC)

NOTE: All Seating Configurations Are Viewed From Left To Right Facing. Please Attach A Layout Showing Seating Configuration w/ Your Order. Assembled Units Must Be Shipped In Configurations Of 3 Or Less.

OPEN ARM LOUNGE / TANDEM		ITEM #:	SPECIFICATIONS GRADES LIST PRICES:													
		BARIATRIC ADD-A-SEAT / OPEN WOOD ARMS	Overall: 32.5"w 29.5"d 32"h Seat: 30"w 19.5"d 18.5"h		Arm: 24.5"h Weight: 75 lbs.			COM: 3 yds. COL: n/a								
			COM	COL	1	2	3	4	5	6	7	8	9	10	L1	L2
			1864-X	N/A	1589	1665	1740	1816	1891	1967	2043	2118	2194	2269	N/A	N/A
			<i>Tight Seat & Back / Removable Upholstery / 750 lb. Weight Capacity</i>													
		1864-XR	171	N/A	313	388	464	539	615	691	766	842	917	993	N/A	N/A
			<i>Replacement Upholstery Covers</i>													
		BARIATRIC ADD-A-SEAT / OPEN WOOD ARMS / ACCEPTS SEAT ON RIGHT	Overall: 32.5"w 29.5"d 32"h Seat: 30"w 19.5"d 18.5"h		Arm: 24.5"h Weight: 75 lbs.			COM: 3 yds. COL: n/a								
			COM	COL	1	2	3	4	5	6	7	8	9	10	L1	L2
			1864-XC	N/A	1589	1665	1740	1816	1891	1967	2043	2118	2194	2269	N/A	N/A
			<i>Tight Seat & Back / Removable Upholstery / 750 lb. Weight Capacity</i>													
		1864-XR	171	N/A	313	388	464	539	615	691	766	842	917	993	N/A	N/A
			<i>Replacement Upholstery Covers</i>													

DESCRIPTION:

- Upholstery Frames: Steel, Plywood & Hardwood
- Seat: High Density Polyurethane Foam Over Strap Webbing
- Back: High Density Polyurethane Foam Over Sinuous Wire Springs
- Upholstered Covers: Attached w/ Velcro / Removable For Maintenance
- Exposed Wood Arms: Solid Hardwood / Removable For Maintenance
- Antimicrobial Moisture Barrier Fully Encapsulates All Foam Areas
- Leather Upholstery Not Available
- Lifetime Warranty

OPTIONS:

- EPAC-2 Black Polyester Arm Caps (Set Of 2).....\$382
- Feather Down & Polyester Pillows Available (See Page 5)
- Specify Exposed Wood Finish (See Page 6)
- Closed Arm Panels (See Item #'s 1861-PL / 1861-PR / 1861-PC)

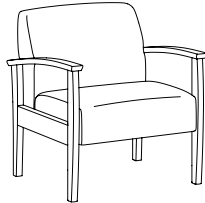
NOTE: All Seating Configurations Are Viewed From Left To Right Facing. Please Attach A Layout Showing Seating Configuration w/ Your Order. Assembled Units Must Be Shipped In Configurations Of 3 Or Less.

OPEN ARM LOUNGE / TANDEM

ITEM #:

SPECIFICATIONS | GRADES | LIST PRICES:

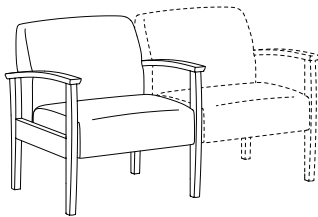
LOUNGE CHAIR / OPEN URETHANE ARMS



Overall: 28.5"w 29.5"d 32"h **Arm:** 24.5"h **COM:** 2.5 yds.
Seat: 24"w 19.5"d 18.5"h **Weight:** 65 lbs. **COL:** n/a

COM	COL	1	2	3	4	5	6	7	8	9	10	L1	L2
1871	N/A	1580	1642	1704	1766	1828	1890	1951	2013	2075	2137	N/A	N/A
<i>Tight Seat & Back / Removable Upholstery</i>													
1871-R	N/A	280	342	403	465	527	589	651	713	774	836	N/A	N/A
<i>Replacement Upholstery Covers</i>													

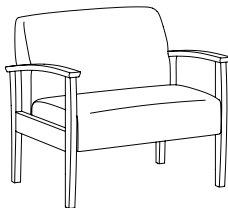
LOUNGE CHAIR / OPEN URETHANE ARMS / ACCEPTS SEAT ON RIGHT



Overall: 28.5"w 29.5"d 32"h **Arm:** 24.5"h **COM:** 2.5 yds.
Seat: 24"w 19.5"d 18.5"h **Weight:** 65 lbs. **COL:** n/a

COM	COL	1	2	3	4	5	6	7	8	9	10	L1	L2
1871-C	N/A	1580	1642	1704	1766	1828	1890	1951	2013	2075	2137	N/A	N/A
<i>Tight Seat & Back / Removable Upholstery</i>													
1871-R	N/A	280	342	403	465	527	589	651	713	774	836	N/A	N/A
<i>Replacement Upholstery Covers</i>													

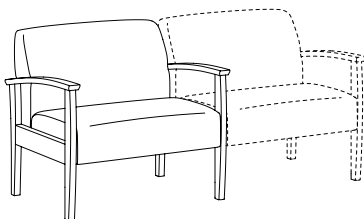
BARIATRIC LOUNGE CHAIR / OPEN URETHANE ARMS



Overall: 34.5"w 29.5"d 32"h **Arm:** 24.5"h **COM:** 3 yds.
Seat: 30"w 19.5"d 18.5"h **Weight:** 80 lbs. **COL:** n/a

COM	COL	1	2	3	4	5	6	7	8	9	10	L1	L2
1871-X	N/A	1905	1980	2056	2132	2207	2283	2358	2434	2509	2585	N/A	N/A
<i>Tight Seat & Back / Removable Upholstery / 750 lb. Weight Capacity</i>													
1871-XR	N/A	313	388	464	539	615	691	766	842	917	993	N/A	N/A
<i>Replacement Upholstery Covers</i>													

BARIATRIC LOUNGE CHAIR / OPEN URETHANE ARMS / ACCEPTS SEAT ON RIGHT



Overall: 34.5"w 29.5"d 32"h **Arm:** 24.5"h **COM:** 3 yds.
Seat: 30"w 19.5"d 18.5"h **Weight:** 80 lbs. **COL:** n/a

COM	COL	1	2	3	4	5	6	7	8	9	10	L1	L2
1871-XC	N/A	1905	1980	2056	2132	2207	2283	2358	2434	2509	2585	N/A	N/A
<i>Tight Seat & Back / Removable Upholstery / 750 lb. Weight Capacity</i>													
1871-XR	N/A	313	388	464	539	615	691	766	842	917	993	N/A	N/A
<i>Replacement Upholstery Covers</i>													

DESCRIPTION:

- Upholstery Frames: Steel, Plywood & Hardwood
- Seat: High Density Polyurethane Foam Over Strap Webbing
- Back: High Density Polyurethane Foam Over Sinuous Wire Springs
- Upholstered Covers: Attached w/ Velcro / Removable For Maintenance
- Exposed Wood Arms: Solid Hardwood / Removable For Maintenance
- Antimicrobial Moisture Barrier Fully Encapsulates All Foam Areas
- Leather Upholstery Not Available
- Lifetime Warranty

OPTIONS:

- EPAC-2 Black Polyester Arm Caps (Set Of 2).....\$382
- Feather Down & Polyester Pillows Available (See Page 5)
- Specify Exposed Wood Finish (See Page 6)
- Closed Arm Panels (See Item #'s 1861-PL / 1861-PR / 1861-PC)


NOTE: All Seating Configurations Are Viewed From Left To Right Facing. Please Attach A Layout Showing Seating Configuration w/ Your Order. Assembled Units Must Be Shipped In Configurations Of 3 Or Less.

OPEN ARM LOUNGE / TANDEM

ITEM #:

SPECIFICATIONS | GRADES | LIST PRICES:


TWO PLACE SOFA / OPEN URETHANE ARMS



Overall: 52.5"w 29.5"d 32"h **Arm:** 24.5"h **COM:** 4.75 yds.
Seat: 48"w 19.5"d 18.5"h **Weight:** 140 lbs. **COL:** n/a

COM	COL	1	2	3	4	5	6	7	8	9	10	L1	L2
1872	N/A	2498	2622	2746	2869	2993	3117	3241	3364	3488	3612	N/A	N/A
<i>Tight Seat & Back / Removable Upholstery</i>													
1872-R	N/A	489	613	737	860	984	1108	1232	1355	1479	1603	N/A	N/A
<i>Replacement Upholstery Covers</i>													


THREE PLACE SOFA / OPEN URETHANE ARMS



Overall: 76.5"w 29.5"d 32"h **Arm:** 24.5"h **COM:** 7 yds.
Seat: 72"w 19.5"d 18.5"h **Weight:** 180 lbs. **COL:** n/a

COM	COL	1	2	3	4	5	6	7	8	9	10	L1	L2
1873	N/A	3166	3352	3537	3723	3908	4094	4279	4465	4651	4836	N/A	N/A
<i>Tight Seat & Back / Removable Upholstery</i>													
1873-R	N/A	685	871	1056	1242	1427	1613	1798	1984	2169	2355	N/A	N/A
<i>Replacement Upholstery Covers</i>													

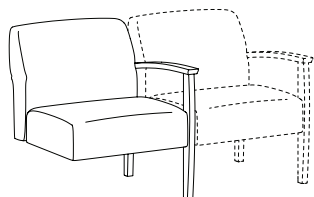
ADD-A-SEAT / OPEN URETHANE ARMS



Overall: 26.5"w 29.5"d 32"h **Arm:** 24.5"h **COM:** 2.5 yds.
Seat: 24"w 19.5"d 18.5"h **Weight:** 60 lbs. **COL:** n/a

COM	COL	1	2	3	4	5	6	7	8	9	10	L1	L2
1874	N/A	1281	1343	1405	1467	1529	1590	1652	1714	1776	1838	N/A	N/A
<i>Tight Seat & Back / Removable Upholstery</i>													
1874-R	N/A	280	342	403	465	527	589	651	713	774	836	N/A	N/A
<i>Replacement Upholstery Covers</i>													

ADD-A-SEAT / OPEN URETHANE ARMS / ACCEPTS SEAT ON RIGHT



Overall: 26.5"w 29.5"d 32"h **Arm:** 24.5"h **COM:** 2.5 yds.
Seat: 24"w 19.5"d 18.5"h **Weight:** 60 lbs. **COL:** n/a

COM	COL	1	2	3	4	5	6	7	8	9	10	L1	L2
1874-C	N/A	1281	1343	1405	1467	1529	1590	1652	1714	1776	1838	N/A	N/A
<i>Tight Seat & Back / Removable Upholstery</i>													
1874-R	N/A	280	342	403	465	527	589	651	713	774	836	N/A	N/A
<i>Replacement Upholstery Covers</i>													

DESCRIPTION:

- Upholstery Frames: Steel, Plywood & Hardwood
- Seat: High Density Polyurethane Foam Over Strap Webbing
- Back: High Density Polyurethane Foam Over Sinuous Wire Springs
- Upholstered Covers: Attached w/ Velcro / Removable For Maintenance
- Exposed Wood Arms: Solid Hardwood / Removable For Maintenance
- Antimicrobial Moisture Barrier Fully Encapsulates All Foam Areas
- Leather Upholstery Not Available
- Lifetime Warranty

OPTIONS:

- EPAC-2 Black Polyester Arm Caps (Set Of 2).....\$382
- Feather Down & Polyester Pillows Available (See Page 5)
- Specify Exposed Wood Finish (See Page 6)
- Closed Arm Panels (See Item #'s 1861-PL / 1861-PR / 1861-PC Below)


NOTE: All Seating Configurations Are Viewed From Left To Right Facing. Please Attach A Layout Showing Seating Configuration w/ Your Order. Assembled Units Must Be Shipped In Configurations Of 3 Or Less.

OPEN ARM LOUNGE / TANDEM

ITEM #:

SPECIFICATIONS | GRADES | LIST PRICES:

BARIATRIC ADD-A-SEAT / OPEN URETHANE ARMS

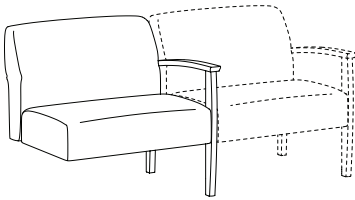


Overall: 32.5"w 29.5"d 32"h		Arm: 24.5"h		COM: 3 yds.									
Seat: 30"w 19.5"d 18.5"h		Weight: 75 lbs.		COL: n/a									
COM	COL	1	2	3	4	5	6	7	8	9	10	L1	L2
1538	N/A	1606	1681	1757	1832	1908	1984	2059	2135	2210	2286	N/A	N/A
<i>Tight Seat & Back / Removable Upholstery / 750 lb. Weight Capacity</i>													
171	N/A	313	388	464	539	615	691	766	842	917	993	N/A	N/A
<i>Replacement Upholstery Covers</i>													

1874-X

1874-XR

BARIATRIC ADD-A-SEAT / OPEN URETHANE ARMS / ACCEPTS SEAT ON RIGHT




Overall: 32.5"w 29.5"d 32"h		Arm: 24.5"h		COM: 3 yds.									
Seat: 30"w 19.5"d 18.5"h		Weight: 75 lbs.		COL: n/a									
COM	COL	1	2	3	4	5	6	7	8	9	10	L1	L2
1538	N/A	1606	1681	1757	1832	1908	1984	2059	2135	2210	2286	N/A	N/A
<i>Tight Seat & Back / Removable Upholstery / 750 lb. Weight Capacity</i>													
171	N/A	313	388	464	539	615	691	766	842	917	993	N/A	N/A
<i>Replacement Upholstery Covers</i>													

1874-XC

1874-XR

CLOSED ARM PANELS







COM: .75 yds.		Weight: 10 lbs.											
COM	COL	1	2	3	4	5	6	7	8	9	10	L1	L2
149	N/A	210	240	272	301	332	363	393	424	455	485	N/A	N/A
<i>Left Facing Outside Arm Panel Set</i>													
149	N/A	210	240	272	301	332	363	393	424	455	485	N/A	N/A
<i>Right Facing Outside Arm Panel Set</i>													
149	N/A	210	240	272	301	332	363	393	424	455	485	N/A	N/A
<i>Center Arm Panel Set</i>													

1861-PL

1861-PR

1861-PC

ARM CAPS / TABLETS	OPTION #:	SPECIFICATIONS LIST PRICES AVAILABILITY:
<p>SOLID WOOD ARM CAPS</p> 	<p>EWAC</p>	<p>Overall: 2.75"w 29"d 1.125"h</p> <hr/> <p>\$219 (Set Of 2) SOLID WOOD <i>(Specify Finish)</i></p> <p>Available: <i>Facelift Evolve Fully Upholstered Lounge & Tandem</i></p>
<p>URETHANE / POLYESTER ARM CAPS</p> 	<p>EUAC</p> <p>EPAC-2</p>	<p>Overall: 2.75"w 29"d 1.125"h</p> <hr/> <p>\$231 (Set Of 2) URETHANE <i>(1841-1844 Black Urethane)</i></p> <p>\$382 (Set Of 2) POLYESTER <i>(1841-1844 / 1871-1874)</i></p> <p><i>Black Polyester Arm Cap (Additional Colors Available)</i></p> <p>Available: <i>Facelift Evolve Fully Upholstered Lounge & Tandem</i></p>
<p>TABLET ARMS / CUP HOLDER</p>  <p>Laminate Tablet Arm Shown w/ Cup Holder</p> <p>Veneer Tablet Arm Shown w/ Cup Holder</p> <p>Solid Surface Tablet Arm Shown w/ Cup Holder</p>	<p>TA-L</p> <p>TA-V</p> <p>TA-C</p> <p>CH-1</p> <p>CH-2</p>	<p>Overall: 14" Diameter .75"h</p> <hr/> <p>\$440 <i>Tablet Arm With 360° Rotation - High Pressure Laminate. (Specify Laminate / Specify Left Or Right Facing Arm Location)</i></p> <p>\$503 <i>Tablet Arm With 360° Rotation - Sunburst Cherry Veneer. (Specify Finish / Specify Left Or Right Facing Arm Location)</i></p> <p>\$654 <i>Tablet Arm With 360° Rotation - White Solid Surface. (Available In White Only / Specify Left Or Right Facing Arm Location)</i></p> <p>\$105 <i>Black Plastic Cup Holder (Only Available If Used With Tablet Arm)</i></p> <p>\$157 <i>Spun Aluminum Cup Holder (Only Available If Used With Tablet Arm)</i></p> <p>Available: <i>Facelift Evolve Lounge / Tandem Collection</i></p>
<p>FOLD DOWN TABLET ARM</p> 	<p>FDTA-L</p> <p>FDTA-V</p> <p>FDTA-C</p>	<p>Overall: 14" Diameter .75"h</p> <hr/> <p>\$1056 <i>Tablet Arm With 360° Rotation - High Pressure Laminate. (Specify Laminate / Specify Left Or Right Facing Arm Location)</i></p> <p>\$1108 <i>Tablet Arm With 360° Rotation - Sunburst Cherry Veneer. (Specify Finish / Specify Left Or Right Facing Arm Location)</i></p> <p>\$1259 <i>Tablet Arm With 360° Rotation - White Solid Surface. (Available In White Only / Specify Left Or Right Facing Arm Location)</i></p> <p>Available: <i>Facelift Evolve Lounge / Tandem Collection</i></p>

TABLETS / POWER / LEGS / COVERS	OPTION #:	SPECIFICATIONS LIST PRICES AVAILABILITY:
<p>DOUBLE ARTICULATING / SWIVEL TABLET ARM</p>  <p>ATA-L Double Articulating / Swivel Tablet Arm</p>  <p>ATA-L w/ CH-1 Black Plastic Cup Holder</p>	<p>Overall: 14" Diameter .75"h</p> <hr/> <p>ATA-L \$865 <i>Tablet Arm With 360° Rotation - High Pressure Laminate. (Specify Laminate / Specify Left Or Right Facing Arm Location)</i></p> <p>ATA-V \$904 <i>Tablet Arm With 360° Rotation - Sunburst Cherry Veneer. (Specify Finish / Specify Left Or Right Facing Arm Location)</i></p> <p>ATA-C \$1089 <i>Tablet Arm With 360° Rotation - White Solid Surface. (Available In White Only / Specify Left Or Right Facing Arm Location)</i></p> <p>CH-1 \$105 <i>Black Plastic Cup Holder (Only Available If Used With Tablet Arm)</i></p> <p>CH-2 \$134 <i>Spun Aluminum Cup Holder (Only Available If Used With Tablet Arm)</i></p> <p>Available: <i>Facelift Evolve Lounge / Tandem Collection</i></p>	
<p>POWER / DATA MODULE</p> 	<p>Overall: 5.25"w 1.25"d 4.25"h</p> <hr/> <p>PM1 \$836 (1-Power / 1-USB 2 Port Simplex Charger Standard) <i>Vertical / Horizontal Mount Power Module. Price Varies By Socket. Contact Customer Service For Quote. (Additional Colors Available)</i></p> <p>Available: <i>Facelift Evolve Fully Upholstered Lounge</i></p>	
<p>BRUSHED ALUMINUM ROUND LEGS</p> 	<p>Overall: 2" Diameter 5"h</p> <hr/> <p>ARL \$353 (Set Of 4) <i>(Brushed Aluminum Finish)</i></p> <p>Available: <i>Facelift Evolve Lounge & Tandem</i></p>	
<p>CONTRASTING COVERS</p> 	<p>Overall: N/A</p> <hr/> <p>CC \$129 <i>NOTE: If Two Or More Upholsteries Or Leathers Are Used On Any Piece Of Furniture, Then A Contrast Charge Will Apply Per Order. When Using Trinity Upholstery, The Higher Priced Upholstery Grade Will Be Used In Pricing, Unless It's Trinity Leather With Fabric Contrast Welt, Or COM With Trinity Contrast Welt, Then Contact Customer Service For Pricing.</i></p> <p>Available: <i>Facelift Evolve Lounge & Tandem</i></p>	

Facelift Evolve

FULLY UPHOLSTERED GUEST / TANDEM / TABLES

Effective: August 1, 2022

T R I N I T Y

Date:

Page:

Modification:

Description:


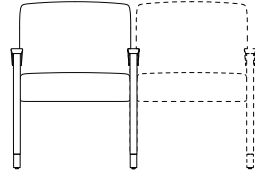
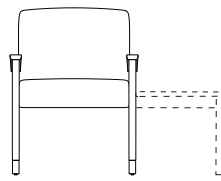
DESCRIPTION:

- Upholstery Frames: Steel, Plywood & Hardwood
- Seat: High Density Polyurethane Foam Over Strap Webbing
- Back: High Density Polyurethane Foam Over Plywood
- Upholstered Covers: Attached w/ Velcro / Removable For Maintenance
- Exposed Black Polyurethane Arm Caps Standard
- Exposed Black Polyester Legs Standard: Removable For Maintenance / Wallsaver Legs
- Antimicrobial Moisture Barrier Fully Encapsulates Seat & Back
- Leather Upholstery Not Available
- Adjustable Height Leveling Glides Standard
- Lifetime Warranty

OPTIONS:

- EPAC-1 Polyester Arm Cap (Specify Color)\$177 Each
- Specify Exposed Polyester Leg Finish (See Page 7)
- Table & Connecting Tables Available (See Facelift Evolve Guest/Tandem/Tables)

NOTE: All Seating Configurations Are Viewed From Left To Right Facing. Please Attach A Layout Showing Seating Configuration w/ Your Order. Assembled Units Must Be Shipped In Configurations Of 3 Or Less.

GUEST / TANDEM		ITEM #:	SPECIFICATIONS GRADES LIST PRICES:													
FULLY UPHOLSTERED CHAIR			<i>Overall: 23.5"w 24"d 34"h</i>			<i>Arm: 25"h</i>			<i>COM: 3.75 yds.</i>							
			<i>Seat: 20"w 19"d 18.5"h</i>			<i>Weight: 55 lbs.</i>			<i>COL: n/a</i>							
			COM	COL	1	2	3	4	5	6	7	8	9	10	L1	L2
	1880		1414	N/A	1529	1626	1722	1818	1914	2010	2107	2203	2299	2395	N/A	N/A
			<i>Closed Back / Tight Seat & Back / Removable Upholstery</i>													
	1880-R		118	N/A	298	395	491	587	683	779	881	983	1085	1186	N/A	N/A
			<i>Replacement Upholstery Covers</i>													
FULLY UPHOLSTERED CHAIR / ACCEPTS CHAIR ON RIGHT			<i>Overall: 23.5"w 24"d 34"h</i>			<i>Arm: 25"h</i>			<i>COM: 3.75 yds.</i>							
			<i>Seat: 20"w 19"d 18.5"h</i>			<i>Weight: 55 lbs.</i>			<i>COL: n/a</i>							
			COM	COL	1	2	3	4	5	6	7	8	9	10	L1	L2
	1880-C		1414	N/A	1529	1626	1722	1818	1914	2010	2107	2203	2299	2395	N/A	N/A
			<i>Closed Back / Tight Seat & Back / Removable Upholstery</i>													
	1880-R		118	N/A	298	395	491	587	683	779	881	983	1085	1186	N/A	N/A
			<i>Replacement Upholstery Covers</i>													
FULLY UPHOLSTERED CHAIR / ACCEPTS TABLE ON RIGHT			<i>Overall: 23.5"w 24"d 34"h</i>			<i>Arm: 25"h</i>			<i>COM: 3.75 yds.</i>							
			<i>Seat: 20"w 19"d 18.5"h</i>			<i>Weight: 55 lbs.</i>			<i>COL: n/a</i>							
			COM	COL	1	2	3	4	5	6	7	8	9	10	L1	L2
	1880-T		1414	N/A	1529	1626	1722	1818	1914	2010	2107	2203	2299	2395	N/A	N/A
			<i>Closed Back / Tight Seat & Back / Removable Upholstery</i>													
	1880-R		118	N/A	298	395	491	587	683	779	881	983	1085	1186	N/A	N/A
			<i>Replacement Upholstery Covers</i>													

DESCRIPTION:

- Upholstery Frames: Steel, Plywood & Hardwood
- Seat: High Density Polyurethane Foam Over Strap Webbing
- Back: High Density Polyurethane Foam Over Plywood
- Upholstered Covers: Attached w/ Velcro / Removable For Maintenance
- Exposed Black Polyurethane Arm Caps Standard
- Exposed Black Polyester Legs Standard: Removable For Maintenance / Wallsaver Legs
- Antimicrobial Moisture Barrier Fully Encapsulates Seat & Back
- Leather Upholstery Not Available
- Adjustable Height Leveling Glides Standard
- Lifetime Warranty

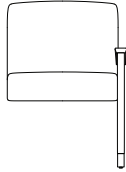
OPTIONS:

- EPAC-1 Polyester Arm Cap (Specify Color)\$177 Each
- Specify Exposed Polyester Leg Finish (See Page 7)
- Table & Connecting Tables Available (See Facelift Evolve Guest/Tandem/Tables)

NOTE: All Seating Configurations Are Viewed From Left To Right Facing. Please Attach A Layout Showing Seating Configuration w/ Your Order. Assembled Units Must Be Shipped In Configurations Of 3 Or Less.

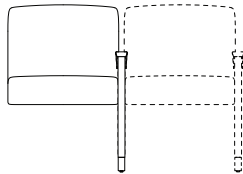
TANDEM

ADD-A-SEAT



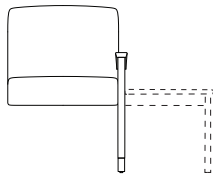
ITEM #:	SPECIFICATIONS GRADES LIST PRICES:													
	Overall: 21.75"w 24"d 34"h				Arm: 25"h				COM: 2.75 yds.					
	Seat: 20"w 19"d 18.5"h				Weight: 50 lbs.				COL: n/a					
	COM	COL	1	2	3	4	5	6	7	8	9	10	L1	L2
1881	1013	N/A	1095	1164	1233	1302	1370	1439	1508	1576	1645	1714	N/A	N/A
	<i>Closed Back / Tight Seat & Back / Removable Upholstery</i>													
1881-R	91	N/A	224	292	361	430	498	567	641	716	790	864	N/A	N/A
	<i>Replacement Upholstery Covers</i>													

ADD-A-SEAT / ACCEPTS SEAT ON RIGHT



	Overall: 21.75"w 24"d 34"h				Arm: 25"h				COM: 2.75 yds.					
	Seat: 20"w 19"d 18.5"h				Weight: 50 lbs.				COL: n/a					
	COM	COL	1	2	3	4	5	6	7	8	9	10	L1	L2
1881-C	1013	N/A	1095	1164	1233	1302	1370	1439	1508	1576	1645	1714	N/A	N/A
	<i>Closed Back / Tight Seat & Back / Removable Upholstery</i>													
1881-R	91	N/A	224	292	361	430	498	567	641	716	790	864	N/A	N/A
	<i>Replacement Upholstery Covers</i>													

ADD-A-SEAT / ACCEPTS TABLE ON RIGHT



	Overall: 21.75"w 24"d 34"h				Arm: 25"h				COM: 2.75 yds.					
	Seat: 20"w 19"d 18.5"h				Weight: 50 lbs.				COL: n/a					
	COM	COL	1	2	3	4	5	6	7	8	9	10	L1	L2
1881-T	1013	N/A	1095	1164	1233	1302	1370	1439	1508	1576	1645	1714	N/A	N/A
	<i>Closed Back / Tight Seat & Back / Removable Upholstery</i>													
1881-R	91	N/A	224	292	361	430	498	567	641	716	790	864	N/A	N/A
	<i>Replacement Upholstery Covers</i>													

DESCRIPTION:

- Upholstery Frames: Steel, Plywood & Hardwood
- Seat: High Density Polyurethane Foam Over Strap Webbing
- Back: High Density Polyurethane Foam Over Plywood
- Upholstered Covers: Attached w/ Velcro / Removable For Maintenance
- Exposed Black Polyurethane Arm Caps Standard
- Exposed Black Polyester Legs Standard: Removable For Maintenance / Wallsaver Legs
- Antimicrobial Moisture Barrier Fully Encapsulates Seat & Back
- Leather Upholstery Not Available
- Adjustable Height Leveling Glides Standard
- Lifetime Warranty

OPTIONS:

- EPAC-1 Polyester Arm Cap (Specify Color)\$177 Each
- Specify Exposed Polyester Leg Finish (See Page 7)
- Table & Connecting Tables Available (See Facelift Evolve Guest/Tandem/Tables)

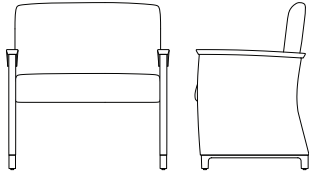
NOTE: All Seating Configurations Are Viewed From Left To Right Facing. Please Attach A Layout Showing Seating Configuration w/ Your Order. Assembled Units Must Be Shipped In Configurations Of 3 Or Less.

BARIATRIC / TANDEM

ITEM #:

SPECIFICATIONS | GRADES | LIST PRICES:

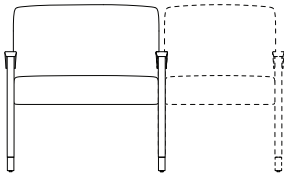
FULLY UPHOLSTERED BARIATRIC CHAIR



Overall: 33.5"w 24"d 34"h **Arm:** 25"h **COM:** 4.25 yds.
Seat: 30"w 19"d 18.5"h **Weight:** 65 lbs. **COL:** n/a

COM	COL	1	2	3	4	5	6	7	8	9	10	L1	L2
1882	N/A	1830	1940	2050	2160	2270	2380	2490	2600	2710	2820	N/A	N/A
<i>Closed Back / Tight Seat & Back / Removable Upholstery</i>													
1882-R	N/A	337	447	557	667	777	886	996	1106	1216	1326	N/A	N/A
<i>Replacement Upholstery Covers</i>													

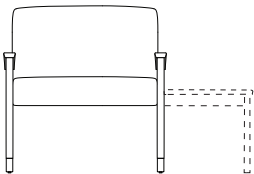
FULLY UPHOLSTERED BARIATRIC CHAIR / ACCEPTS CHAIR ON RIGHT



Overall: 33.5"w 24"d 34"h **Arm:** 25"h **COM:** 4.25 yds.
Seat: 30"w 19"d 18.5"h **Weight:** 65 lbs. **COL:** n/a

COM	COL	1	2	3	4	5	6	7	8	9	10	L1	L2
1882-C	N/A	1830	1940	2050	2160	2270	2380	2490	2600	2710	2820	N/A	N/A
<i>Closed Back / Tight Seat & Back / Removable Upholstery</i>													
1882-R	N/A	337	447	557	667	777	886	996	1106	1216	1326	N/A	N/A
<i>Replacement Upholstery Covers</i>													

FULLY UPHOLSTERED BARIATRIC CHAIR / ACCEPTS TABLE ON RIGHT



Overall: 33.5"w 24"d 34"h **Arm:** 25"h **COM:** 4.25 yds.
Seat: 30"w 19"d 18.5"h **Weight:** 65 lbs. **COL:** n/a

COM	COL	1	2	3	4	5	6	7	8	9	10	L1	L2
1882-T	N/A	1830	1940	2050	2160	2270	2380	2490	2600	2710	2820	N/A	N/A
<i>Closed Back / Tight Seat & Back / Removable Upholstery</i>													
1882-R	N/A	337	447	557	667	777	886	996	1106	1216	1326	N/A	N/A
<i>Replacement Upholstery Covers</i>													

DESCRIPTION:

- Upholstery Frames: Steel, Plywood & Hardwood
- Seat: High Density Polyurethane Foam Over Strap Webbing
- Back: High Density Polyurethane Foam Over Plywood
- Upholstered Covers: Attached w/ Velcro / Removable For Maintenance
- Exposed Black Polyurethane Arm Caps Standard
- Exposed Black Polyester Legs Standard: Removable For Maintenance / Wallsaver Legs
- Antimicrobial Moisture Barrier Fully Encapsulates Seat & Back
- Leather Upholstery Not Available
- Adjustable Height Leveling Glides Standard
- Lifetime Warranty

OPTIONS:

- EPAC-1 Polyester Arm Cap (Specify Color)\$177 Each
- Specify Exposed Polyester Leg Finish (See Page 7)
- Table & Connecting Tables Available (See Facelift Evolve Guest/Tandem/Tables)

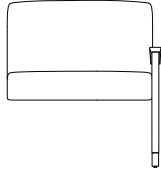
NOTE: All Seating Configurations Are Viewed From Left To Right Facing. Please Attach A Layout Showing Seating Configuration w/ Your Order. Assembled Units Must Be Shipped In Configurations Of 3 Or Less.

BARIATRIC / TANDEM

ITEM #:

SPECIFICATIONS | GRADES | LIST PRICES:

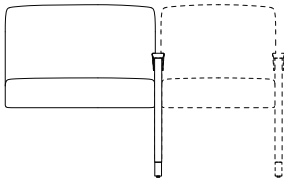
BARIATRIC ADD-A-SEAT



Overall: 31.75"w 24"d 34"h **Arm:** 25"h **COM:** 3.25 yds.
Seat: 30"w 19"d 18.5"h **Weight:** 62 lbs. **COL:** n/a

COM	COL	1	2	3	4	5	6	7	8	9	10	L1	L2
1883	N/A	1392	1468	1543	1619	1695	1770	1846	1921	1997	2073	N/A	N/A
<i>Closed Back / Tight Seat & Back / Removable Upholstery</i>													
1883-R	N/A	250	326	401	477	552	628	704	779	855	930	N/A	N/A
<i>Replacement Upholstery Covers</i>													

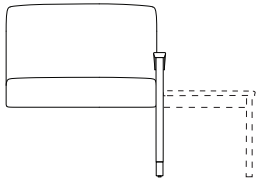
BARIATRIC ADD-A-SEAT / ACCEPTS SEAT ON RIGHT



Overall: 31.75"w 24"d 34"h **Arm:** 25"h **COM:** 3.25 yds.
Seat: 30"w 19"d 18.5"h **Weight:** 62 lbs. **COL:** n/a

COM	COL	1	2	3	4	5	6	7	8	9	10	L1	L2
1883-C	N/A	1392	1468	1543	1619	1695	1770	1846	1921	1997	2073	N/A	N/A
<i>Closed Back / Tight Seat & Back / Removable Upholstery</i>													
1883-R	N/A	250	326	401	477	552	628	704	779	855	930	N/A	N/A
<i>Replacement Upholstery Covers</i>													

BARIATRIC ADD-A-SEAT / ACCEPTS TABLE ON RIGHT



Overall: 31.75"w 24"d 34"h **Arm:** 25"h **COM:** 3.25 yds.
Seat: 30"w 19"d 18.5"h **Weight:** 62 lbs. **COL:** n/a

COM	COL	1	2	3	4	5	6	7	8	9	10	L1	L2
1883-T	N/A	1392	1468	1543	1619	1695	1770	1846	1921	1997	2073	N/A	N/A
<i>Closed Back / Tight Seat & Back / Removable Upholstery</i>													
1883-R	N/A	250	326	401	477	552	628	704	779	855	930	N/A	N/A
<i>Replacement Upholstery Covers</i>													

DESCRIPTION:

- Upholstery Frames: Steel, Plywood & Hardwood
- Seat: High Density Polyurethane Foam Over Strap Webbing
- Back: High Density Polyurethane Foam Over Plywood
- Upholstered Covers: Attached w/ Velcro / Removable For Maintenance
- Exposed Black Polyurethane Arm Caps Standard
- Exposed Black Polyester Legs Standard: Removable For Maintenance / Wallsaver Legs
- Antimicrobial Moisture Barrier Fully Encapsulates Seat & Back
- Leather Upholstery Not Available
- Adjustable Height Leveling Glides Standard
- Lifetime Warranty

OPTIONS:

- EPAC-1 Polyester Arm Cap (Specify Color)\$177 Each
- Specify Exposed Polyester Leg Finish (See Page 7)
- Table & Connecting Tables Available (See Facelift Evolve Guest/Tandem/Tables)

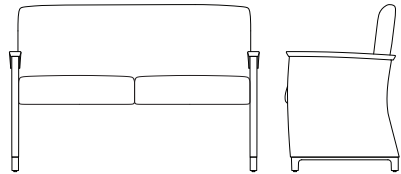
NOTE: All Seating Configurations Are Viewed From Left To Right Facing. Please Attach A Layout Showing Seating Configuration w/ Your Order. Assembled Units Must Be Shipped In Configurations Of 3 Or Less.

GUEST / TANDEM

ITEM #:

SPECIFICATIONS | GRADES | LIST PRICES:

FULLY UPHOLSTERED TWO PLACE SOFA



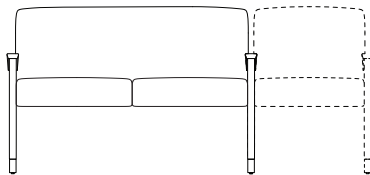
1884

1884-R

Overall: 51.5"w 24"d 34"h **Arm:** 25"h **COM:** 5.5 yds.
Seat: 48"w 19"d 18.5"h **Weight:** 75 lbs. **COL:** n/a

COM	COL	1	2	3	4	5	6	7	8	9	10	L1	L2
2112	N/A	2285	2429	2574	2718	2862	3007	3151	3295	3440	3584	N/A	N/A
<i>Closed Back / Tight Seat & Back / Removable Upholstery</i>													
152	N/A	432	577	721	865	1010	1154	1298	1443	1587	1731	N/A	N/A
<i>Replacement Upholstery Covers</i>													

FULLY UPHOLSTERED TWO PLACE SOFA / ACCEPTS CHAIR ON RIGHT



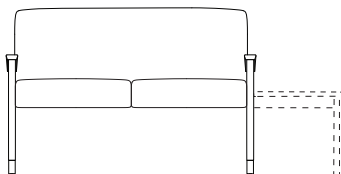
1884-C

1884-R

Overall: 51.5"w 24"d 34"h **Arm:** 25"h **COM:** 5.5 yds.
Seat: 48"w 19"d 18.5"h **Weight:** 75 lbs. **COL:** n/a

COM	COL	1	2	3	4	5	6	7	8	9	10	L1	L2
2112	N/A	2285	2429	2574	2718	2862	3007	3151	3295	3440	3584	N/A	N/A
<i>Closed Back / Tight Seat & Back / Removable Upholstery</i>													
152	N/A	432	577	721	865	1010	1154	1298	1443	1587	1731	N/A	N/A
<i>Replacement Upholstery Covers</i>													

FULLY UPHOLSTERED TWO PLACE SOFA / ACCEPTS TABLE ON RIGHT



1884-T

1884-R

Overall: 51.5"w 24"d 34"h **Arm:** 25"h **COM:** 5.5 yds.
Seat: 48"w 19"d 18.5"h **Weight:** 75 lbs. **COL:** n/a

COM	COL	1	2	3	4	5	6	7	8	9	10	L1	L2
2112	N/A	2285	2429	2574	2718	2862	3007	3151	3295	3440	3584	N/A	N/A
<i>Closed Back / Tight Seat & Back / Removable Upholstery</i>													
152	N/A	432	577	721	865	1010	1154	1298	1443	1587	1731	N/A	N/A
<i>Replacement Upholstery Covers</i>													

DESCRIPTION:

- Upholstery Frames: Steel, Plywood & Hardwood
- Seat: High Density Polyurethane Foam Over Strap Webbing
- Back: High Density Polyurethane Foam Over Plywood
- Upholstered Covers: Attached w/ Velcro / Removable For Maintenance
- Exposed Black Polyurethane Arm Caps Standard
- Exposed Black Polyester Legs Standard: Removable For Maintenance / Wallsaver Legs
- Antimicrobial Moisture Barrier Fully Encapsulates Seat & Back
- Leather Upholstery Not Available
- Adjustable Height Leveling Glides Standard
- Lifetime Warranty

OPTIONS:

- EPAC-1 Polyester Arm Cap (Specify Color)\$177 Each
- Specify Exposed Polyester Leg Finish (See Page 7)
- Table & Connecting Tables Available (See Facelift Evolve Guest/Tandem/Tables)

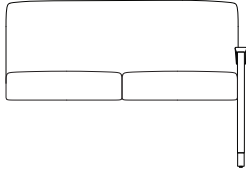
NOTE: All Seating Configurations Are Viewed From Left To Right Facing. Please Attach A Layout Showing Seating Configuration w/ Your Order. Assembled Units Must Be Shipped In Configurations Of 3 Or Less.

GUEST / TANDEM

ITEM #:

SPECIFICATIONS | GRADES | LIST PRICES:

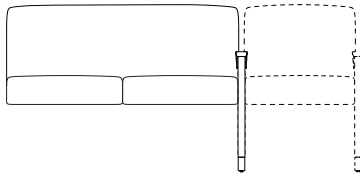
TWO PLACE ADD-A-SEAT



Overall: 49.75"w 24"d 34"h **Arm:** 25"h **COM:** 4.5 yds.
Seat: 48"w 19"d 18.5"h **Weight:** 72 lbs. **COL:** n/a

COM	COL	1	2	3	4	5	6	7	8	9	10	L1	L2
1885	N/A	1166	1283	1400	1517	1634	1750	1867	1984	2101	2218	N/A	N/A
<i>Closed Back / Tight Seat & Back / Removable Upholstery</i>													
1885-R	N/A	354	471	588	705	822	939	1055	1172	1289	1406	N/A	N/A
<i>Replacement Upholstery Covers</i>													

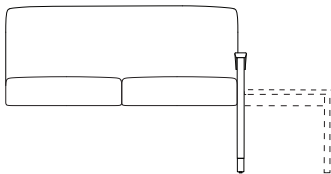
TWO PLACE ADD-A-SEAT / ACCEPTS SEAT ON RIGHT



Overall: 49.75"w 24"d 34"h **Arm:** 25"h **COM:** 4.5 yds.
Seat: 48"w 19"d 18.5"h **Weight:** 72 lbs. **COL:** n/a



COM	COL	1	2	3	4	5	6	7	8	9	10	L1	L2
1885-C	N/A	1166	1283	1400	1517	1634	1750	1867	1984	2101	2218	N/A	N/A
<i>Closed Back / Tight Seat & Back / Removable Upholstery</i>													
1885-R	N/A	354	471	588	705	822	939	1055	1172	1289	1406	N/A	N/A
<i>Replacement Upholstery Covers</i>													

TWO PLACE ADD-A-SEAT / ACCEPTS TABLE ON RIGHT



Overall: 49.75"w 24"d 34"h **Arm:** 25"h **COM:** 4.5 yds.
Seat: 48"w 19"d 18.5"h **Weight:** 72 lbs. **COL:** n/a

COM	COL	1	2	3	4	5	6	7	8	9	10	L1	L2
1885-T	N/A	1166	1283	1400	1517	1634	1750	1867	1984	2101	2218	N/A	N/A
<i>Closed Back / Tight Seat & Back / Removable Upholstery</i>													
1885-R	N/A	354	471	588	705	822	939	1055	1172	1289	1406	N/A	N/A
<i>Replacement Upholstery Covers</i>													

ARM CAPS / COVERS	OPTION #:	SPECIFICATIONS LIST PRICES AVAILABILITY:
<p>POLYESTER ARM CAPS</p> 	<p>EPAC-1</p> <p><i>Overall: 2.75"w 22.5"d 1.125"h</i></p> <p>\$177 Each - POLYESTER <i>Polyester Arm Cap (Specify Exposed)</i></p> <p><i>Available: Facelift Evolve Fully Upholstered Collection</i></p>	
<p>CONTRASTING COVERS</p> 	<p>CC</p> <p><i>Overall: N/A</i></p> <p>\$129 <i>NOTE: If Two Or More Upholsteries Or Leathers Are Used On Any Piece Of Furniture, Then A Contrast Charge Will Apply Per Order. When Using Trinity Upholstery, The Higher Priced Upholstery Grade Will Be Used In Pricing, Unless It's Trinity Leather With Fabric Contrast Welt, Or COM With Trinity Contrast Welt, Then Contact Customer Service For Pricing.</i></p> <p><i>Available: Facelift Evolve Fully Upholstered Collection</i></p>	

T R I N I T Y

Established 1984



T R I N I T Y

P.O. Box 150
Trinity, NC 27370
T 336.472.6660 F 336.475.0037 TF 855.311.6660
sales@trinityfurniture.com www.trinityfurniture.com